

2006-07

Tribe

MEN'S BASKETBALL

MEN'S BASKETBALL CONTACT/ASSOCIATE DIRECTOR: KRIS SEARS - PHONE: 757-221-3368 - EMAIL: KASEAR@WM.EDU - FAX: 757-221-3412

WILLIAM AND MARY TRIBE (1-1, 0-0 CAA)

AT

HOLY CROSS CRUSADERS (4-0, 0-0 PATRIOT LEAGUE)

Nov. 25, 2006 • 2:00 PM
Hart Center (3,600)
Worcester, Mass.

TRIBE TRAVELS TO HOLY CROSS

The William and Mary men's basketball team will look for its second-straight win as it travels to Worcester, Mass., to battle Holy Cross on Saturday, Nov. 25, at 2 p.m. The game will be the first of a two-game road swing with both contests against Patriot League opponents. The College will also travel to Navy on Tuesday, Nov. 28, before opening a seven-game homestand.

The Tribe is coming off its first victory of the season, a 77-53 domination of Wagner on Nov. 20. W&M used a balanced attack led by 40 points from the Tribe bench. The College shot 50 percent from the floor to improve to 11-0 all-time under head coach Tony Shaver when shooting over 50 percent from the field. Holy Cross defeated Harvard, 82-69, on Nov. 21, and is 4-0 on the year.

The game can be heard live over the Tribe Radio Network with Jay Colley on the call. The game also can be followed live over the Internet at TribeAthletics.com.

STORY LINES

- The Tribe will look for its first win against the Crusaders. Holy Cross leads the all-time series, 4-0.

- Like the Tribe's first trip to Kansas State, the road trip to Holy Cross will serve as a homecoming for a W&M player. Senior forward Corey Cofield will return to Massachusetts where he starred for Roxbury Latin in Newton, Mass. Cofield's hometown is less than an hour from Worcester.

PROBABLE STARTING LINEUPS

WILLIAM AND MARY TRIBE

Pos.	No.	Name	Ht.	Wt.	Cl./El.	PPG	APG	RPG	Other
G	2	David Schnieder	6-3	175	Fr./Fr.	13.0	6.5	5.5	2.5 SPG
G	11	Nathan Mann	6-2	190	Jr./Jr.	2.5	1.0	2.0	
G	24	Adam Payton	6-3	195	5th/Sr.	7.0	2.0	5.5	1.00 FT%
F	13	Laimis Kisielius	6-8	210	Jr./Jr.	17.0	1.5	2.0	.684 FG%
F	15	Peter Stein	6-9	220	So./So.	3.0	1.5	3.0	

HOLY CROSS CRUSADERS

Pos.	No.	Name	Ht.	Wt.	Cl./El.	PPG	APG	RPG	Other
F	33	Colin Cunningham	6-6	205	So./So.	2.0	1.3	2.5	
F	21	Alex Vander Baan	6-8	205	So./So.	7.8	1.5	5.8	.778 FT%
C	00	Tim Clifford	6-10	270	Jr./Jr.	10.8	0.5	5.5	2.5 BPG
G	1	Torey Thomas	5-11	185	Sr./Sr.	15.5	4.8	4.5	2.5 SPG
G	10	Keith Simmons	6-5	205	Sr./Sr.	18.8	1.5	6.3	.412 3FG%

2006-07 W&M MEN'S BASKETBALL SCHEDULE

Overall: 1-1 Home: 1-0 Away: 0-1 Conference: 0-0

NOVEMBER

1	BARTON COLLEGE (exh.)	W, 85-73
11	at Kansas State	L, 60-70
20	WAGNER	W, 77-53
25	at Holy Cross	2 PM
28	at Navy	7 PM

DECEMBER

2006 W&M TIP-OFF CLASSIC (WILLIAMSBURG, VA.)

1	Cornell vs. VMI	6 PM
1	JACKSONVILLE STATE	8:30 PM
2	Jacksonville State vs. Cornell or VMI	6 PM
2	CORNELL OR VMI	8:30 PM
5	TOWSON * (TV - CSN-MA; CSN-P)	8 PM
8	NORTH FLORIDA	7 PM
22	UMBC	7 PM
28	HAMPTON	7 PM
31	RICHMOND	2 PM

JANUARY

3	at George Mason *	7 PM
6	NORTHEASTERN (TV - CN8) *	12 PM
8	at Georgia State *	6 PM
10	VIRGINIA COMMWE *	7 PM
13	at Delaware *	7 PM
16	GEORGE MASON (TV - ESPN Regional) *	7 PM
20	at Hofstra *	4 PM
24	at Old Dominion *	7 PM
27	GEORGIA STATE *	7 PM
29	at Virginia Commonwealth *	7:30 PM
31	JAMES MADISON *	7 PM

FEBRUARY

3	UNC WILMINGTON * (TV - UNCW-TV)	7 PM
7	at James Madison *	7 PM
10	at UNC Wilmington *	7 PM
14	DREXEL *	7 PM
17	ESPN BracketBusters (Away)	
21	at Drexel *	7:30 PM
24	OLD DOMINION *	2 PM

MARCH

2	CAA Tournament First Round (Richmond, Va.)
3	CAA Tournament Quarterfinals (Richmond, Va.)
4	CAA Tournament Semifinals (Richmond, Va.)
5	CAA Tournament Final (Richmond, Va.)

* Colonial Athletic Association game
 CSN-MA - Comcast SportsNet Mid-Atlantic
 CSN-P - Comcast SportsNet Philadelphia

MEDIA INFORMATION

WILLIAM AND MARY SPORTS INFORMATION

Kris Sears, Assoc. Director (MBK Contact)
 Office: (757) 221-3368
 Cell: (765) 860-1205
 E-mail: kasear@wm.edu
 Fax: (757) 221-3412
 Website: www.TribeAthletics.com

CAA TELEPHONIC PRESS CONFERENCES

Members of the media are invited to participate in the CAA's weekly telephonic press conference series. The first call will occur on Jan. 2, continuing each Tuesday morning through Feb. 27. CAA coaches will be available to answer questions beginning at 10 AM. The weekly lineup is listed below. The phone number to take part in the call is **888-677-9010**. Members of the media should contact **Rob Washburn (804-754-1616)** at the CAA office for the password to access the call.

10:00	Tom Pecora (Hofstra)
10:10	Bill Coen (Northeastern)
10:20	Anthony Grant (VCU)
10:30	Blaine Taylor (Old Dominion)
10:40	Tony Shaver (William and Mary)
10:50	Brad Brownell (UNC Wilmington)
11:00	Dean Keener (James Madison)
11:10	Jim Larranaga (George Mason)
11:20	Pat Kennedy (Towson)
11:30	Monte Ross (Delaware)
11:40	Bruiser Flint (Drexel)
11:50	Michael Perry (Georgia State)

WILLIAM AND MARY RADIO NETWORK

Teaming up once again to call all the action of Tribe basketball over the airwaves will be **Jay Colley, Charlie Woollum and Bill McDonald**.

The flagship stations for the radio network are WYTD, 92.3 FM, and WBACH, 107.9 FM. W&M games can be heard on all of the following stations:

WYTD (92.3 FM)	Williamsburg
WBACH (107.9 FM)	Williamsburg
WCLM (1450 AM)	Richmond
WBRG (1050 AM)	Lynchburg

Tribe basketball games can also be heard live via the Internet. Go to the W&M website: **www.TribeAthletics.com** and click on the "Live Audio" link for more information.

ON THE INTERNET

For complete coverage of all 23 of William and Mary's teams on the Internet, go to **www.TribeAthletics.com**. The official site of Tribe athletics features the most recent press releases, statistics and schedule information, as well as the latest basketball game notes and season updates.

VIA CELL PHONE

Fans can have final scores for all W&M sports sent as a text message to a cell phone. "eSCORES" is a free service available from Stretch Internet, the Tribe's Internet broadcast partner. To sign up for this service, go to the W&M web site: **www.TribeAthletics.com** and click on the "eSCORES" link at the top of the page.

SCOUTING HOLY CROSS

The Crusaders enter the contest with the Tribe at 4-0 on the season, following an 82-69 victory at Harvard on Nov. 21. Holy Cross also owns victories over Fairfield (67-65 in OT), Hampton (62-47) and Siena (65-57). The game against W&M will be the final of four home games in the first five contests for the Crusaders. Holy Cross will hit the road with six straight away games, starting with Syracuse on Nov. 27. Holy Cross was receiving votes in the first CollegeInsider.com Mid-Major Top 25. The Crusaders were sixth in the also receiving votes category.

Against Harvard, junior center Tim Clifford led the way for the Crusaders with 22 points on 9-of-11 from the floor. Keith Simmons added 20 points and six rebounds in the victory as well. Holy Cross broke open a tie game, 63-63, with 4:29 remaining, going on a 14-0 run to put the contest out of reach. The Crusaders shot 56.9 percent from the field against the Crimson, including 10-of-18 from 3-point range.

Holy Cross has three players averaging in double figures led by the 18.8 per game from Simmons. He also leads the Crusaders in rebounds per contest at 6.4. Torey Thomas is averaging 15.5 points per game, while topping Holy Cross in assist at 4.8 per contest. Clifford rounds out the double-digit scorers at 10.8 per game to go along with 5.5 rebounds and 2.5 blocks.

The Crusaders hold a 4-0 advantage over the Tribe in the all-time series. Last season, Holy Cross claimed the W&M Tip-Off Classic with a 67-55 win in the championship game over the Tribe. Corey Cofield had 13 points for the Tribe in the loss. The trip will mark the second time W&M has travelled to Holy Cross in the series history. The last time W&M travelled to Worcester, Mass., Holy Cross notched an 80-74 victory on Jan. 5, 1994.

RECAPPING WAGNER

W&M started its home opener against Wagner with an 8-0 run, and never looked back in a 77-53 win on Nov. 20 at Kaplan Arena. The Tribe used its balance with 10 players logging 12 or more minutes and six finishing with seven or more points. W&M shot 50 percent from the field, while holding the Seahawks to a 32.7 clip from the floor and forcing 19 turnovers.

Junior Laimis Kisielius led the Tribe with 18 points on 8-of-12 shooting, including a pair of 3-point field goals. Freshman forward Danny Sumner tallied 12 points, the first of his W&M career, in the victory to go along with three rebounds.

Rookie point guard David Schneider turned in an eight-point, six-assist night in 25 minutes of action. Senior guard Adam Payton finished with nine points and a career-high eight rebounds, leading the Tribe to a 42-38 advantage on the boards. Fellow classmate Corey Cofield scored nine points and pulled down five rebounds in the contest, while sophomore forward Chris Darnell had seven points, five rebounds and a career-best three assists.

Kisielius started the Tribe off with eight-straight points in the opening two minutes. The Vilnius, Lithuania native busted back-to-back threes after scoring on a fast-break lay-up off a dish from Schneider. The Seahawks broke the streak with a dunk from James Ulrich at the 17:58 mark.

The closest the Seahawks would make it over the remainder of the contest was two points at 13-11 with 11:06 to go in the first half. Llewchean Radford capped a six-point spurt for Wagner with a lay-up. The Tribe responded by scoring 13 of the game's next 16 points to push its advantage to double-digits. The College showed its balance during the run, as six different players found the scoring column. W&M led 31-20 at the break.

The Tribe lead reached 20 midway through the second half. After Wagner closed 38-26 on a 3-pointer from Mark Porter at the 17:17 mark of the second stanza, the Tribe went on a 14-3 run to put the Seahawks away. Cofield scored five points over the span, including a three-point play to give W&M a 52-29 lead with 12:56 remaining.

W&M only turned the ball over 13 times on the evening, while picking up eight steals, including a career-high three from Kisielius. He had two steals on eight different occasions before the trio of swipes against Wagner.



ON THIS DATE – NOVEMBER 25

The Tribe is 4-4 all-time on Nov. 25, and it will mark the first time since 2000 that W&M has played on the date. During the 2000-01 season, the College fell, 65-54, to Winthrop at home on Nov. 25. The last time W&M played away on the date, the Tribe won at Hampton, 67-63, in 1996. Here is a look at the W&M contest on Nov. 25:

Date	Opponent	Score
11/25/00	Winthrop	L, 65-54
11/25/96	at Hampton	W, 67-63
11/25/95	Loyola	L, 76-72
11/25/91	at Virginia	L, 78-43
11/25/83	NC Wesleyan	W, 73-37
11/25/78	Delaware Valley	W, 86-64
11/25/77	vs. VCU*	W, 55-54
11/25/73	at Furman	L, 112-90

* - part of the Spider Classic in Richmond, Va.

OVERPOWERING DEPTH

Head coach Tony Shaver felt he had the best mix of experience and youth to start his fourth season at the helm of the Tribe and numbers back his sediments. In the early going of the 2006-07 season, nine W&M players are averaging 10 minutes per contest, while three others are not too far off at 9.5, 9.0 and 7.5 minutes per contest.

In the home-opening 77-53 victory over Wagner, 12 of 14 Tribe players found the scoring column. Ten players played 12 or more minutes against the Seahawks, and the Tribe distributed the scoring with only two players in double figures (Laimis Kisielius and Danny Sumner) and six players scoring seven or more points.

Entering the 2006-07 season, nine of the Tribe's 10 returning players had started at least one game during their W&M careers. Last season, 10 players averaged double-digit minutes, including seven players that returned for the 2006-07 season.

BENCH SCORING

Another indicator of the Tribe's depth has been the play off the bench. Against Wagner, the Tribe bench outscored the starters, 40-37, in the 24-point victory. Freshman Danny Sumner led the Tribe reserves in scoring with 12 points, while senior forward Corey Cofield had nine and sophomore Chris Darnell chipped in seven.

It marked the third time under head coach Tony Shaver that W&M scored 40 or more points off the bench. In each of the last two seasons, the Tribe accomplished the feat. Last season, the College tallied 42 points off the bench in the season-opening victory over Maine. On Dec. 1, 2004, the W&M subs scored 42 points in a victory over Longwood.

The Tribe's depth and bench scoring have been more evident over the last few years. In 2005-06, W&M averaged 28.7 points per game off the bench. This season, the College is averaged 26 points per game from its reserves.

KISIELIUS SHOOTING LIGHTS OUT

Junior forward Laimis Kisielius has had the hot hand over the opening part of the season, shooting a team-high 68.4 percent from the floor. The mark is more impressive considering that Kisielius has attempted the most shots of any Tribe player over the first two games of the season. The 68.4 percent is a considerable increase over his career field goal percentage. Kisielius shot 36.4 percent from the floor over his first two seasons with the College.

Against Wagner, Kisielius tallied a career-high with eight field goals, while 66.7 percent from the floor. He opened the regular season knocking down 5-of-7 from the field at Kansas State. The Vilnius, Lithuania native connected on his first five 3-point field goal attempts of the season and is shooting 71.4 percent from downtown.

Kisielius ranks third in the CAA in field goal percentage and second in 3-point field goal percentage as of Nov. 21.

TALE OF THE TAPE

SERIES HISTORY..... Holy Cross leads, 4-0
LAST MEETING ..HC won 67-55 (11/19/05)

OVERALL STATS	W&M	HC
Points Per Game	68.5	69.0
Opp. Points Per Game	61.5	59.5
Scoring Differential	+7.0	+9.5
Field Goal Percentage	.453	.459
Opp. Field Goal Percentage	.311	.383
3-Point Percentage	.375	.333
Opp. 3-Point Percentage	.233	.333
Free Throw Percentage	.533	.691
Opp. Free Throw Percentage	.540	.692
Rebounds Per Game	39.5	36.8
Off. Rebounds Per Game	10.0	12.5
Def. Rebounds Per Game	29.5	24.3
Opp. Rebounds Per Game	48.5	28.0
Opp. Off. Reb. Per Game	21.5	10.3
Opp. Def. Reb. Per Game	27.0	17.8
Rebound Differential	-9.0	+8.8
Assists Per Game	16.0	13.5
Opp. Assists Per Game	13.0	12.0
Turnovers per game	16.0	19.0
Opp. Turnovers per game	14.0	19.5
Blocks Per Game	2.5	5.3
Opp. Blocks Per Game	4.5	1.8
Steals Per Game	7.0	10.8
Opp. Steals Per Game	5.5	7.5
CONFERENCE	W&M	WC
<i>Statistics from 2005-06 season</i>		
Points Per Game	61.3	69.9
Opp. Points Per Game	71.3	56.1
Scoring Differential	-10.0	+13.8
Field Goal Percentage	.405	.450
Opp. Field Goal Percentage	.480	.370
3-Point Percentage	.295	.405
Opp. 3-Point Percentage	.370	.290
Free Throw Percentage	.686	.741
Opp. Free Throw Percentage	.705	.704
Rebounds Per Game	31.1	35.6
Off. Rebounds Per Game	11.7	10.6
Def. Rebounds Per Game	19.4	25.0
Opp. Reb. Per Game	34.3	29.6
Opp. Off. Reb. Per Game	11.1	9.4
Opp. Def. Reb. Per Game	23.2	20.2
Rebound Differential	-3.2	+6.0
Assists Per Game	13.4	15.1
Opp. Assists Per Game	16.3	10.8
Turnovers per game	15.2	15.3
Opp. Turnovers per game	15.8	16.2
Block Shots Per Game	1.6	3.9
Opp. Block Shots Per Game	4.0	2.7
Steals Per Game	7.0	9.6
Opp. Steals Per Game	8.2	7.4

TRIBE TRENDS

By MONTH...	06-07	SHAVER ERA
In November	1-1	9-7
In December	0-0	5-10
In January	0-0	4-25
In February	0-0	5-18
In March	0-0	1-3
RECORD IN...		
Decided by 5 pts or less	0-0	3-13
Decided by 10 pts or less	0-1	9-28
Decided by 11 or more pts	1-0	15-35
At night	1-0	20-42
During the day	0-1	3-18
Decided in OT	0-0	1-4
Televised	0-0	0-8
SCORING...		
Less than 60 points	0-0	-
60-69 points	0-1	-
70-79 points	1-0	-
80-89 points	0-0	-
90-99 points	0-0	-
100 or more points	0-0	-
ALLOWING...		
Less than 60 points	1-0	-
60-69 points	0-0	-
70-79 points	0-1	-
80-89 points	0-0	-
90-99 points	0-0	-
100 or more points	0-0	-
RECORD WHEN...		
Leading at the half	1-0	18-9
Trailing at the half	0-1	4-48
Tied at the half	0-0	-
Lead with 5 min. left	1-0	-
Trailing with 5 min. left	0-1	-
Tied with 5 min. left	0-0	-
Three in double digits	0-0	-
Four in double digits	0-0	-
Five in double digits	0-0	-
SHOOTING FROM THE FIELD...		
50 percent or better	1-0	11-0
between 40 and 50%	0-0	-
Less than 40%	0-1	-
Opp. shooting 50%	0-0	1-27
Opp. shoots 40-50%	0-0	-
Opp. shoots less than 40%	1-1	-
Better than opponent	1-1	22-7
Worse than opponent	0-0	1-52
Hits 8 or more 3-pt. FGs	0-1	-
More 3-pt. FG than opp.	0-1	-
Shoots 50% from 3-pt. FGs	0-0	-
SHOOTING FROM THE FREE THROW LINE...		
Makes More Than Opp.	0-0	21-25
Makes Less than Opp.	1-1	2-33
Shoots 70% or better	0-0	-
Opp. Shoots 70% or better	0-0	-
REBOUNDING...		
Outrebounding opp.	1-0	18-24
Outrebounded by opp.	0-1	4-33
Wins Offensive glass	0-0	-
Loses Offensive glass	1-1	-
Wins Defensive glass	1-0	-
Loses Defensive glass	0-0	-
TURNOVERS...		
Fewer Turnovers than opp.	1-0	11-15
More Turnovers than opp.	0-1	12-44
10 or fewer turnovers	0-0	-
more than 10 turnovers	0-1	-

CAN I HELP YOU?

In each of the first two games of the 2006-07 season, W&M has tallied 16 assists. The Tribe ranks second in the CAA in assists per game. Freshman point guard David Schneider tops the CAA in assists with 6.5 per contest. He dished out seven in the season-opener against Kansas State before adding six against Wagner. In the home opener, Schneider only had one turnover compared to those six assists. Schneider and the Tribe both rank among the top five in the CAA in assist-to-turnover ratio.

STIFLING DEFENSE

The Tribe has held each of its first two opponents below 35 percent shooting from the floor. The College held Kansas State to 30 percent (24-of-80) shooting. W&M followed that performance by holding Wagner to 32.7 percent (17-of-52) from the field. The back-to-back performances were the best two consecutive performances for the College since the 2004-05 season. The Tribe held Towson to 27 percent shooting from the field on Feb. 26, 2005, followed by a 32.8 percent effort from James Madison on March 4, 2005.

W&M has also kept its opponents at bay from beyond the 3-point arc. Kansas State shot only 20.7 percent (6-of-29) from 3-point range, while Wagner was 8-of-31 from downtown for a 25.8 percent shooting clip. It marked the first time W&M held back-to-back opponents to less than 26 percent shooting from 3-point range since December of 2004. During that stretch, W&M held Longwood to 17.9 percent (5-of-28) from 3-point range on Dec. 1, 2004 and Old Dominion to 21.7 percent (5-of-23) from long distance on Dec. 4.

The College leads the CAA in field goal and 3-point field goal percentage defense. W&M is holding opponents to 31.1 percent shooting from the field and 23.3 percent from 3-point range. The Tribe also ranks third in the league in points allowed per game at 61.5.

SCHNEIDER NAMED CAA ROOKIE OF THE WEEK

Freshman guard David Schneider garnered the Colonial Athletic Association Rookie of the Week award, the conference office announced on Nov. 13. Schneider turned an impressive performance in his first game with the Tribe, topping the team in points, assists, rebounds, steals and minutes played in a 70-60 loss at Kansas State on Nov. 11.

In a game-high 38 minutes of action, Schneider scored 18 points, pulled down nine rebounds and dished out seven assists. He connected on a trio of 3-point field goals and had four steals in his collegiate debut against the Wildcats.

Schneider sparked an 18-3 run to give W&M an 11-point cushion with 11:13 remaining in the first half. The Phoenix, Ariz., native connected a 3-pointer to get the run started. He also had a steal and fast-break lay-up during the spurt, before finding juniors Nathan Mann and Laimis Kisielius for back-to-back treys to cap the run.

COFIELD SELECTED TO FANS' CHOICE PRESEASON ALL-CAA TEAM

Senior forward Corey Cofield was voted to the inaugural fan-selected preseason All-CAA men's basketball team on Nov. 9. Cofield was one of five men's players selected by the fans with nearly 3,000 ballots cast at CAASports.com. VCU senior guard B.A. Walker, Hofstra senior guard Loren Stokes, Georgia State sophomore forward Rashad Chase and VCU senior guard Jesse Pellot-Rosa joined Cofield on the fans selected team, released by the conference office.

Cofield, a two-time Third-Team All-CAA selection, is one of 14 W&M players with over 1,000 points and 500 rebounds during his Tribe career. The Newton, Mass., native is the Tribe's top returning scorer (10.3 ppg) and rebounder (4.7 rpg). During his W&M career, Cofield has averaged 12.1 points and 6.1 rebounds per game.

TONY SHAVER - A HALL OF FAMER

In each of his previous two stops before taking over the Tribe program, head coach Tony Shaver has enjoyed great success and been inducted into the Hall of Fame at each school. In 2004, Shaver was inducted into the Hampden-Sydney College Hall of Fame after coaching the Tiger program to eight ODAC Championships, 11 NCAA Tournament appearances and two Final Fours. He had 358 career victories and a .747 winning percentage at Hampden-Sydney. On Nov. 11, 2005, Shaver was inducted into the Episcopal High School (Alexandria, Va.) Hall of Fame. He coached at the school for 10 seasons (1977-86), winning 73 percent of his games and two IAC championships. After the 1986 season, he was named the Virginia State Private School Coach of the Year and his team was ranked first in Northern Virginia by the *Alexandria Gazette*.



STARTING OFF EARLY

The Tribe's season-opener against Kansas State on Nov. 11 in Manhattan, Kan., was the earliest start to a season for W&M. The earliest start to a season prior to 2006-07 was Nov. 14, 1998 when the Tribe fell at Virginia Tech, 59-50.

TRIBE ON TELEVISION

The Tribe men's basketball program will have four home televised games as part of the largest broadcast schedule in Colonial Athletic Association history. Coming off the best season in the 22-year history of the CAA, the league will have a total of 75 games broadcast on television, including 28 on the various ESPN platforms. As part of new multi-platform agreement with ESPN, the CAA will have three regular season contests as well as the CAA Championship on ESPN or ESPN2, six games on ESPNU and five games syndicated on ESPN Regional. The league will have its largest Comcast syndicated package featuring 30-plus games on Comcast SportsNets, SportsNet New York, CSS and CN8. The CAA entered last season listing a then record-high package of 39 men's games on television.

The Tribe will have home games against Towson (Dec. 5), Northeastern (Jan. 6), George Mason (Jan. 16) and UNC Wilmington (Feb. 3) televised. The Dec. 5 game against Towson was moved back an hour to 8 p.m. and can be seen on Comcast SportsNet Mid-Atlantic and Comcast SportsNet Philadelphia. The Northeastern affair on Jan. 6 is now slated for a noon tip and will also be on the Comcast family of networks on CN8.

The College's home game with George Mason was originally scheduled for Jan. 17, but has been moved up to Tuesday, Jan. 16. The game will be part of the CAA's ESPN Platform agree and will be televised on ESPN Regional Television at 7 p.m. W&M will host its final television game of the season when UNC Wilmington heads to Williamsburg on Feb. 3. Tip-off is slated for 7 p.m. and the game will be televised on UNCW-TV.

GETTING OFF ON THE RIGHT FOOT

The Tribe will look to repeat its season-opening performance from a season ago. In 2005-06, W&M opened the season with its first 4-1 start since the 1992-93 campaign. It also marked the first time in school history that W&M opened a year with four wins in its first five games against Division I opponents. After splitting the first two games at the W&M Tip-Off Classic, the Tribe won three straight over NCAA Tournament participant Hampton, Campbell and Longwood.

CAA SUCCESS

The Colonial Athletic Association enjoyed a banner season in 2005-06. The following are a list of CAA accomplishments from the 2005-06 season:

- the only conference to have a team in the Final Four of the NCAA Tournament (George Mason), the post-season NIT (Old Dominion) and the pre-season NIT (Drexel).
- finished a conference-high eighth in the Final RPI rankings behind the SEC, Big Ten, Big East, ACC, Big 12, Missouri Valley and Pac-10.
- had six teams ranked among the top-88 in the Final RPI rankings.
- the only conference in America to produce four programs with 24 or more victories.
- had the second-best non-conference post-season winning percentage at .727 (8-3) behind the SEC's .750 (18-6).
- CAA teams combined to win nearly 60 percent (76-52) of their non-conference games, an impressive number considering that 60 percent of those contests came on the road or at neutral sites.

SCORING BREAKDOWN

CLASS	PTS	PCT.
Freshmen	43	31.3
Sophomore	20	14.6
Junior	45	32.8
Senior	29	21.2

SCORING	PTS	PCT.
Starters	85	62.0
Bench	52	38.0

POINTS IN THE PAINT	PTS	APG
W&M	60	30.0
Opponents	38	19.0

POINTS OFF TURNOVERS	PTS	APG
W&M	36	18.0
Opponents	29	14.5

BENCH SCORING	PTS	APG
W&M	52	26.0
Opponents	23	11.5

FT% LAST 5 MINUTES	FTM-A	PCT.
W&M	2-6	.333
Opponents	8-11	.727

FG% LAST 5 MINUTES	FGM-A	PCT.
W&M	11-20	.550
Opponents	8-19	.421

3FG% LAST 5 MINUTES	3FGM-A	PCT.
W&M	2-7	.286
Opponents	2-7	.286

W-L RECORDS OF STARTING LINEUPS

1-1 - D. Schneider, N. Mann, A. Payton, L. Kisielius, P. Stein - (L - at KSU) - (W - vs. WC)

LEADING SCORERS

1 - Laimis Kisielius (18 vs. WC)
1 - David Schneider (18 at KSU)

LEADING REBOUNDERS

1 - Adam Payton (9 vs. WC)
1 - David Schneider (9 at KSU)

LEADING ASSISTS

2 - David Schneider (7 at KSU, 6 vs. WC)

TOTAL DUNKS

1 - Steven Hess (1)

THREE-POINT PLAYS

1 - Adam Payton
1 - Corey Cofield
1 - Kyle Carrabine

CHARGES TAKEN

2 - David Schneider
1 - Corey Cofield



GENERAL INFORMATION

NAME	The College of William & Mary
LOCATION	Williamsburg, Va.
FOUNDED	1693 (2nd oldest college in U.S.)
UNDERGRADUATE ENROLLMENT	5,700
NICKNAME	Tribe
COLORS	Green, Gold and Silver
ARENA (CAPACITY)	Kaplan Arena at William and Mary Hall (8,600)
AFFILIATION	NCAA Division I
CONFERENCE	Colonial Athletic Association
PRESIDENT	Gene R. Nichol
ALMA MATER	Oklahoma State, 1973
CHANCELLOR	Sandra Day O'Connor
ALMA MATER	Stanford, 1950
DIRECTOR OF ATHLETICS	Terry Driscoll
ALMA MATER	Boston College, 1969
SR. ASSOC. AD/SWA	Barbara Blosser
ALMA MATER	Ohio State, 1975
ATHLETICS DEPT. PHONE	(757) 221-3400
TICKET OFFICE PHONE	(757) 221-3340

MEN'S BASKETBALL INFORMATION

HEAD COACH	Tony Shaver
ALMA MATER	North Carolina, 1976
RECORD AT W&M	24-63 (Fourth Season)
CAREER RECORD	382-184 (21st Season)
ASSISTANT COACHES	
	Dee Vick (Hampden-Sydney, 1994)
	Antwon Jackson (Pikeville College, 1993)
	Ben Wilkins (North Carolina State, 2001)
2005-06 RECORD	8-20
CONFERENCE RECORD/FINISH	3-15/T10th
CAA TOURNAMENT RECORD	0-1 (.000)
STARTERS RETURNING/LOST	3/2
LETTERWINNERS RETURNING/LOST	10/5
FIRST YEAR OF BASKETBALL	1905-06
ALL-TIME RECORD	1032-1191 (.464)
NCAA TOURNAMENT APPEARANCES	None
NIT APPEARANCES	1 (1983)
LAST POSTSEASON OPPONENT	Virginia Tech (3/17/83), L 79-85

CAREER GAMES PLAYED/STARTED

	Games	Starts
Corey Cofield	87	63
Adam Payton †	82	28
Adam Trumbower	66	3
Nathan Mann	59	27
Laimis Kisielius	58	47
Alex Smith	29	3
Peter Stein	27	5
Kyle Carrabine	25	0
Chris Stratton	24	1
Chris Darnell	23	1
Steven Hess	2	0
David Schneider	2	2
Danny Sumner	2	0
Marcus Barnett	1	0

† includes 52 games and zero starts at Vanderbilt

W&M STARTING LINEUPS

GAME	GUARD	GUARD	GUARD	FORWARD	FORWARD
at KSU (11/11)	Schneider	Payton	Mann	Kisielius	Stein
Wagner (11/20)	Schneider	Payton	Mann	Kisielius	Stein
at HC (11/25)					
at Navy (11/28)					
JSU (12/1)					
TBD (12/2)					
Towson (12/5)					
NFU (12/8)					
UMBC (12/22)					
Hampton (12/28)					
Richmond (12/31)					
at GMU (1/3)					
NU (1/6)					
at GSU (1/8)					
VCU (1/10)					
at Del. (1/13)					
GMU (1/17)					
at Hofstra (1/20)					
at ODU (1/24)					
GSU (1/27)					
at VCU (1/29)					
JMU (1/31)					
UNCW (2/3)					
at JMU (2/7)					
at UNCW (2/10)					
Drexel (2/14)					
TBA (2/17)					
at Drexel (2/21)					
ODU (2/24)					

TRIBE IN 2007 ESPN BRACKETBUSTERS

All 12 CAA teams, including the Tribe, will take part in the 2007 ESPN BracketBusters, Feb. 16-17. A total of 102 teams from 16 conferences will take part in the fifth-year event. The two-day, 51-game BracketBusters will have five games televised on the ESPN networks.

The Tribe will be on the road for the event, having already been designated as an away squad. The actual pairings will not take place until three weeks prior to the event (Monday, Jan. 29) and are based on regular-season performance. As part of the agreement, all home squads will play a "return" game at their opponent's facility next season.

Eight CAA teams participated in BracketBusters last year and the league posted a sparkling 6-2 record. The conference gained national attention by winning all three of its nationally-televised contests as VCU edged Albany, 70-67, Old Dominion rolled past Marist, 84-71 and George Mason shocked Wichita State, 70-67, in one of the premier match-ups in the event. The CAA is a perfect 4-0 in televised BracketBusters games with Drexel having posted a 74-70 win at Ball State in 2005.

KISIELIUS, LITHUANIA CLAIM SILVER AT GLOBAL GAMES

Forward Laimis Kisielius helped lead the Lithuania to the silver medal at the Global Games in Dallas, Texas, June 19-24. Kisielius started every game for the Lithuania side that won its group with a perfect 3-0 mark before falling in the Championship Game against Russia on June 24. Kisielius turned in his top performance in an 80-77 victory over Argentina on June 22 with 17 points, including four, 3-point field goals in the win. He also added six rebounds and three assists while playing a team-high 38 minutes.

The Global Games is the pre-eminent international basketball event played in the United States. The Global Games exist to highlight the rising stars in the world of international basketball and to promote the growth of international basketball in the United States. This goal is validated and reinforced every year by the large number of NBA scouts, basketball fans, and coaches attending the Global Games. A total of 11 players from the 2005 event were drafted into the NBA in 2005. Some of the event alums currently playing in the NBA include Yao Ming, Carlos Boozer, Darko Milicic and Chris Bosh.



SCORING FOR SHAVER

Under head coach Tony Shaver's fast-paced style of play, the Tribe has scored 80 or more points in 19 of his 84 games including six times in 2005-06.

80-Point Games Under Shaver

11/23/03	Liberty ¹	W 91-64
11/24/03	at Radford	L 86-89
11/28/03	vs. St. Francis (NY) ²	W 80-60
12/30/03	Campbell	W 82-67
1/21/04	• at Delaware	L 82-93 (ot)
1/26/04	• Old Dominion	W 86-77
1/28/04	• at James Madison	W 99-86
11/19/04	Hartford ³	W 84-71
11/20/04	Radford ³	W 81-76
12/1/04	Longwood	W 90-60
1/26/05	• Towson	W 83-65
2/12/05	• George Mason	L 99-104 (2ot)
2/16/05	• James Madison	W 80-54
11/18/05	Maine ³	W 89-55
11/26/05	Campbell	W 93-79
11/28/05	at Longwood	W 88-75
12/21/05	UNC Greensboro	W 83-73
1/28/06	• James Madison	W 86-68
2/4/06	• Georgia State	W 90-73

• CAA game; 1-Tony Shaver's first game at W&M; 2-Red Auerbach Colonial Classic (at George Washington); 3-W&M Tip-Off Classic

W&M VS. OPPONENTS

Below is a game-by-game breakdown of how W&M has fared against its opponents in the following categories: Free Throws, Bench Points, Points in the Paint, Second Chance Points and Fast Break Points. W&M stats shown first followed by opponents stats.

GAME	FT	BNECH	PAINT	OFF TO	2ND CHANCE	FB
at KSU (11/11)	10-16	12-13	20-28	9-19	11-28	7-15
Wagner (11/20)	6-11	40-23	40-10	27-10	11-5	9-2
at HC (11/25)						
at Navy (11/28)						
JSU (12/1)						
TBD (12/2)						
Towson (12/5)						
NFU (12/8)						
UMBC (12/22)						
Hampton (12/28)						
Richmond (12/31)						
at GMU (1/3)						
NU (1/6)						
at GSU (1/8)						
VCU (1/10)						
at Del. (1/13)						
GMU (1/7)						
at Hofstra (1/20)						
at ODU (1/24)						
GSU (1/27)						
at VCU (1/29)						
JMU (1/31)						
UNCW (2/3)						
at JMU (2/7)						
at UNCW (2/10)						
Drexel (2/14)						
TBA (2/17)						
at Drexel (2/21)						
ODU (2/24)						
Totals	16-27	52-36	60-38	36-29	22-33	16-17

W&M INDIVIDUAL SUPERLATIVES

	06-07	CAREER
DOUBLE-DIGIT SCORING GAMES		
Corey Cofield	0	53
Laimis Kisielius	2	23
Nathan Mann	0	18
Adam Payton	0	5
Peter Stein	0	3
Alex Smith	0	1
David Schneider	1	1
Danny Sumner	1	1
Marcus Barnett	0	0
Kyle Carrabine	0	0
Chris Darnell	0	0
Steven Hess	0	0
Chris Stratton	0	0
Adam Trumbower	0	0
20-POINT GAMES		
Corey Cofield	0	12
Nathan Mann	0	2
Laimis Kisielius	0	1
Adam Payton	0	1
10-REBOUND GAMES		
Corey Cofield	0	13
5-ASSIST GAMES		
Nathan Mann	0	5
David Schneider	2	2
Laimis Kisielius	0	2
Adam Payton	0	1
Adam Trumbower	0	1
DOUBLE-DOUBLES		
Corey Cofield	0	12

CAREER DOUBLE-DOUBLES

COREY COFIELD (12)
21 pts, 11 reb. at Delaware (1/21/04)
15 pts, 10 reb. vs. Old Dominion (1/26/04)
25 pts, 10 reb. vs. JMU (2/4/04)
18 pts, 13 reb. at Drexel (2/7/04)
13 pts, 13 reb. vs. Hofstra (2/14/04)
18 pts, 11 reb. vs. Towson (2/18/04)
24 pts, 10 reb. vs. Radford (11/20/04)
22 pts, 12 reb. vs. VCU (1/22/05)
21 pts, 11 reb. at UNC Wilmington (2/9/05)
11 pts, 13 reb. at Towson (2/26/05)
15 pts, 11 reb. vs. JMU (CAA) (3/4/05)
19 pts, 11 reb. at Northeastern (2/2/06)

TRIBE IN THE CAA RANKINGS

as of Nov. 21

TEAM (W&M TOP 5 ONLY)

Scoring Defense	
3. W&M.....	61.5
Scoring Margin	
3. W&M.....	+7.0
Field Goal Pct. Defense	
1. W&M.....	.311
3-Point Field Goal Pct.	
3. W&M.....	.375
3-Point Field Goal Pct. Defense	
1. W&M.....	.233
Rebounding Offense	
1. W&M.....	39.5
Assists	
2. W&M.....	16.0
Assist-Turnover Ratio	
T4.....	1.00
Defensive Rebounds	
1. W&M.....	29.5
3-Point Field Goals Made	
T4. W&M.....	7.5
INDIVIDUAL	
Scoring	
10. Laimis Kislieius	17.0
Rebounding	
T14. Adam Payton	5.5
T14. David Schneider	5.5
Field Goal Pct.	
3. Laimis Kisielius684
Assists	
1. David Schneider	6.5
Steals	
4. David Schnedier	2.5
T8. Laimis Kisielius	2.0
3-Point Field Goal Pct.	
2. Laimis Kisielius714
3-Point Field Goals Made	
T7. Laimis Kisielius	2.5
T11. David Schnedier	2.0
Blocked Shots.	
T6. Steven Hess	1.0
Assist-Turnover Ratio	
5. David Schneider	2.17
Defensive Rebounds	
T4. David Schneider	5.0
T8. Adam Payton	4.5

TRIBE ADDS PAIR OF SIGNEES FOR 2007-08

The William and Mary men's basketball program and head coach Tony Shaver announced the signing of two players, 6-9, 240-pound power forward Marcus Kitts (Holly Springs, N.C.) and 6-4, 190-pound guard Valeriu 'Vali' Lazarescu (Brossard, Quebec, Canada), to National Letters of Intent on Nov. 9. The duo will begin competition for the Tribe during the 2007-08 season.

"It is a great day for the College of William and Mary basketball program," Shaver said. "We are adding two quality young men in Marcus Kitts and Valeriu Lazarescu to our basketball family. Our main objective with our fourth recruiting class was to be highly selective and sign difference makers. We are confident we accomplished both those goals by signing Marcus and Vali. Both players are home runs for our program. They come from great family backgrounds and have what it takes to be impact players for our ball club."

MARCUS KITTS - F - 6-9 - 240 - HOLLY SPRINGS, N.C. (MIDDLE CREEK)

Kitts averaged 19 points and 12 rebounds as a junior. He scored 419 points in 2005-06, including a season-high 36 against Lee County on Jan. 3. Each of the last two seasons, Kitts earned All-Tri-Seven Conference honors. As a sophomore in 2004-05, he averaged 13.5 points, 7.0 rebounds and 2.2 blocks per game.

"Marcus was the easiest evaluation I have made in my 30 years of coaching," Shaver said. "The first time I saw Marcus, he scored more than 30 points and grabbed over 20 rebounds in a 4A basketball game in the Raleigh, N.C., area. I knew he was our guy, and we just had to find a way to sign him. Marcus is a very talented athlete who has yet to realize his potential. He has exceptional hands and a rare knack for rebounding the ball above the rim. The bigger the game and the better the competition, the better Marcus plays. He is fearless, and he welcomes challenges from opposing teams and players."

The power forward was a 2006 McDonald's All-American Nominee. He earned MVP honors at the 2006 North Carolina State Games Tournament. After receiving interest from UNC Wilmington, Iowa, West Virginia, Davidson and Tennessee, Kitts chose to play collegiate basketball for the Tribe. He spent the summer of 2006 adding muscle to his game, bulking up nearly 20 pounds. Kitts is known as an all-out player who will bang in the paint. He gets off the floor quickly and rebounds on the interior with a purpose.

VALERIU LAZARESCU - G - 6-4 - 190 - BROSSARD, QUEBEC (CHAMPLAIN ST. LAMBERT)

Lazarescu is an athletic player and a flat-out scorer. He plays for head coach John Dangelas, regarded as one of the top coaches in Canada, at the College of Champlain St. Lambert in Montreal, Quebec, which is known for producing Division I talent. Lazarescu chose the Tribe over American, Princeton, Evansville, Toledo and Boston University.

"I am so thankful Coach John Dangelas allowed us to get involved with Vali at such a late date in the recruiting process," Shaver said. "Vali is a big guard with tremendous athleticism. He is the winner of multiple Canadian dunk contests. He can finish in transition above the rim, shoot from the perimeter and rebound from the guard position."

This season, Lazarescu led Champlain to the Hagen title with a perfect 5-0 mark. He earned tournament MVP honors and led Cavaliers to a 97-39 win over Algonquin in title game with a team-high 22 points. He has enjoyed an exceptional final season at Champlain, also averaging 20 points per game at the Prep Canada Challenge against top teams from Toronto and Ottawa. At the 2005-06 Canadian Colleges Athletic Association (CCAA) Nationals, Lazarescu helped his Champlain team to a bronze medal.

W&M PLAYERS IN THE PROS

Five former W&M players are currently playing professionally overseas, including three who graduated within the last three years. All five are playing in their country's top division of professional basketball.

TODD CAUTHORN

Sheffield Sharks (England - BBL)

Ranks among the league leaders in blocked shots (seventh at 0.86 per game), free throw shooting (fifth at 79.1 percent) and field goal percentage (eighth at 53.4 percent) ... Averaging 10.1 points and 4.4 rebounds per game for the Sheffield Sharks ... Came off the bench and scored 11 points while pulling down five rebounds in a 76-64 BBL Cup Semifinal win over DMU Leicester Riders on Nov. 10 ... In 2002-03, led the Chester Jets to the BBL Championship and was named the team's MVP ... Previously played for the Sharks from 1994-2000 and for the 2001-02 season ... Played for Abc Graz in Austria in 1993-94 and in Belgium with Bree in 2000-01 ... In total, has played 11 years in Europe.

ZEB COPE

Entente Orleans 45 (France - LNB)

Averaging 9.1 points and 6.1 rebounds for Orleans, playing in all 10 contests ... Just missed a double-double with nine points and a team-high 10 rebounds in a 86-81 win over Nancy on Nov. 11 ... Had a double-double with 17 points and 10 rebounds on Oct. 14 against Hyeres Toulon Var ... Helped Boncourt from the top division in Switzerland advanced to the finals of the LNA Championship in 2005-06, after the team claimed the Swiss regular season crown with an 18-4 record ... Ranked fifth in the LNA with 9.8 rebounds per game last season.

ADAM HESS

Artland Dragons of Quackenbrueck (Germany - BBL)

Scored a game-high 33 points, hitting on 11-of-18 from the floor and 5-of-8 from 3-point range against BG Karlsruhe in an 80-79 road victory on Nov. 4 ... Leads the German Bundesliga in scoring as the only player averaging over 20 points per game at 24.1 ... Averaging 6.2 rebounds per game, which ranks second on the team ... Played for the Phoenix Suns during the Toshiba Las Vegas Summer League, and averaged 18.2 minute, 8.8 points, 2.6 rebounds and one assist, while shooting 64 percent from the field ... Played two seasons with BK Nymburk in the NBL, the top division in the Czech Republic, helping the team to back-to-back league championships ... Named to the Czech league's All-Imports list as well as second-team all-league after ranking fourth in the NBL in the value index ratings in 2005-06.

JIM MORAN

Gran Canaria (Spain - ACB)

Averaging 9.9 points and 2.6 rebounds per game, while shooting 43 percent from 3-point range and 85 percent from the free throw line for Gran Canaria ... Scored a game-high 25 points against KK Hemofarm in Uleb Cup game on Nov. 7 ... Helped Gran Canaria reach the ACB (top division) playoffs and finish the year fifth in the regular season with a 20-14 record in 2005-06 ... In his seventh season with the team, after starting 29 of the team's 34 regular season games in 2005-06, averaging 7.2 points and shooting 47 percent from 3-point range ... Has played six years in Spain.

SHERMAN RIVERS

BK Sadska (Czech Republic - NBL)

Scored in double figures in seven of nine games in 2006-07 with BK Sadska ... Averaging 13.4 points, 4.6 rebounds and 2.2 assists, all of which rank second on the team ... Scored 15 points with five rebounds and three assists in a 115-71 loss to Mlekarna Kunin on Nov. 11 ... Had a season-high 20 points against BK Kondori Liberec on Oct. 18 ... Averaged 13.8 points and 2.8 rebounds per game in his first season (2005-06) with BK Sadska.

Updated as of Nov. 16.

CAA

	CAA		Overall	
	W-L	Pct.	W-L	Pct.
Old Dominion	0-0	.000	4-1	.800
Drexel	0-0	.000	2-1	.667
George Mason	0-0	.000	2-1	.667
Georgia State	0-0	.000	2-2	.500
Towson	0-0	.000	2-2	.500
VCU	0-0	.000	2-2	.500
William and Mary	0-0	.000	1-1	.500
UNC Wilmington	0-0	.000	1-2	.333
Northeastern	0-0	.000	1-4	.200
Hofstra	0-0	.000	0-2	.000
James Madison	0-0	.000	0-2	.000
Delaware	0-0	.000	0-3	.000

CAA SCHEDULE/RESULTS

Nov. 20

Campbell def. UNCW, 100-94
W&M def. Wagner, 77-53
Toledo def. VCU³, 60-59

Nov. 21

Rider def. Delaware, 77-67
George Mason def. Hampton, 55-46
Georgia State def. Alabama State, 70-59
Northeastern def. Boston Univ., 73-54
Western Kentucky def. Towson⁵, 95-72
Penn def. Drexel, 68-49

Nov. 22

VMI at JMU 7:00 pm

Nov. 23

Hofstra vs. Hawaii⁶ 9:30 pm

Nov. 24

Hofstra at Great Alaskan Shootout TBA
Towson vs. Chattanooga⁵ TBA

Nov. 25

W&M at Holy Cross 1:00 pm
George Mason at Creighton 2:00 pm
Northeastern at Rider 3:00 pm
Georgia State at Charlotte 7:00 pm
Wofford at JMU 7:00 pm
Richmond at ODU 7:00 pm
Hampton at VCU 7:30 pm
Towson vs. TBD⁵ TBA
Hofstra at Great Alaskan Shootout TBA

Nov. 26

Cleveland State at Delaware 1:00 pm
UNCW at Coll. of Charleston 2:00 pm

Nov. 27

FIU at George Mason 7:00 pm
Drexel at Rider 7:30 pm

Nov. 28

Eastern Kentucky at JMU 7:00 pm
VCU at Elon 7:00 pm
W&M at Navy 7:00 pm

Nov. 29

Delaware at Loyola (Md.) 7:00 pm
Hofstra at Siena 7:00 pm
Colorado at UNCW 7:00 pm
Toledo at Drexel 7:30 pm
ODU at Marist 7:30 pm

3 - Paradise Jam • 4 - Colonial Classic • 5 - Las Vegas Classic • 6 - Great Alaskan Shootout

NATIONAL POLLS

ESPN/USA TODAY COACHES POLL (Nov. 20)

1. Florida (30)	4-0	774	1
2. North Carolina	3-0	738	2
3. Ohio State (1)	4-0	675	4
4. Pittsburgh	5-0	675	5
5. UCLA	1-0	630	6
6. LSU	2-0	605	7
7. Wisconsin	3-0	604	9
8. Duke	3-0	537	10
9. Alabama	3-0	464	11
10. Texas A&M	4-0	446	12
11. Memphis	1-0	419	13
12. Kansas	2-1	408	3
13. Washington	4-0	327	15
14. Syracuse	4-0	267	20
15. Arizona	2-1	249	16
16. Georgetown	2-1	247	8
17. Marquette	4-0	243	17
18. Connecticut	4-0	222	19
19. Georgia Tech	3-0	199	21
20. Nevada	3-0	170	23
21. Tennessee	4-0	140	24
22. Kentucky	2-0	138	22
23. Gonzaga	4-0	111	NR
24. Maryland	5-0	107	NR
25. Texas	3-1	104	18

RECEIVING VOTES: Boston College 96, Wichita State 92, Louisville 72, Michigan State 58, Xavier 50, Southern Illinois 43, Illinois 38, Air Force 34, San Diego State 30, Michigan 25, Oklahoma State 19, Texas Tech 11, Virginia 7, Oral Roberts 7, Butler 6, Winthrop 4, Creighton 2, Brigham Young 2, Oregon 2, Virginia Tech 1, George Washington 1.

ASSOCIATED PRESS POLL (Nov. 20)

1. Florida (66)	4-0	1,794	1
2. North Carolina (6)	3-0	1,720	2
3. Pittsburgh	5-0	1,519	4
4. Ohio State	4-0	1,518	5
5. UCLA	1-0	1,488	6
6. LSU	2-0	1,484	7
7. Wisconsin	3-0	1,335	9
8. Alabama	3-0	1,241	10
9. Duke	3-0	1,197	11
10. Kansas	2-1	1,114	3
11. Texas A&M	4-0	1,065	12
12. Memphis	1-0	919	13
13. Marquette	4-0	716	16
14. Georgetown	2-1	713	8
15. Arizona	2-1	706	15
16. Washington	4-0	640	17
17. Syracuse	4-0	571	18
18. Connecticut	4-0	476	21
19. Georgia Tech	3-0	414	23
20. Kentucky	2-0	400	22
21. Nevada	3-0	306	24
22. Tennessee	4-0	300	25
23. Boston College	1-1	266	14
24. Wichita State	3-0	223	NR
25. Maryland	5-0	199	NR


RECEIVING VOTES: Texas 181, Gonzaga 179, Southern Illinois 126, Virginia 118, Xavier 103, Louisville 71, Michigan State 56, Creighton 47, Florida State 44, Illinois 41, San Diego State 20, Butler 12, Arkansas 11, Oklahoma State 11, Virginia Tech 10, Air Force 7, Old Dominion 6, Mississippi State 5, Kansas State 5, Oregon 4, Houston 4, Oral Roberts 3, Michigan 3, Indiana 2, Bradley 2, Purdue 2, Villanova 1, Nebraska 1.

LEAD-DEFICIT COMPARISON

OPPONENT	LARGEST LEAD	LARGEST DEFICIT	RESULT
at Kansas State	11 - (1st - 11:13)	14 - (2nd - 1:41)	L, 60-70
Wagner	27 - (2nd - 3:21)	Never	W, 77-53
at Holy Cross			
at Navy			
Jacksonville State			
Cornell or VMI			
Towson			
North Florida			
UMBC			
Hampton			
Richmond			
at George Mason			
Northeastern			
at Georgia State			
VCU			
at Delaware			
George Mason			
at Hofstra			
at Old Dominion			
Georgia State			
at VCU			
James Madison			
UNC Wilmington			
at James Madison			
at UNC Wilmington			
Drexel			
ESPN BracketBusters			
at Drexel			
Old Dominion			

STARTERS-BENCH COMPARISON

OPPONENT	TOTAL POINTS-REBOUNDS	POINTS STARTERS-BENCH	BENCH STARTERS-BENCH
at Kansas State	60-37	48-12	21-10
Wagner	77-42	37-40	15-25
at Holy Cross			
at Navy			
Jacksonville State			
Cornell or VMI			
Towson			
North Florida			
UMBC			
Hampton			
Richmond			
at George Mason			
Northeastern			
at Georgia State			
VCU			
at Delaware			
George Mason			
at Hofstra			
at Old Dominion			
Georgia State			
at VCU			
James Madison			
UNC Wilmington			
at James Madison			
at UNC Wilmington			
Drexel			
ESPN BracketBusters			
at Drexel			
Old Dominion			



STEVEN HESS
FR. • 6-10 • 230
CHARLOTTE, N.C.




DAVID SCHNEIDER
FR. • 6-3 • 175
PHOENIX, ARIZ.



ADAM TRUMBOWER
SR. • 6-3 • 190
ROANOKE, VA.




ALEX SMITH
SO. • 6-5 • 250
GREENVILLE, S.C.




NATHAN MANN
JR. • 6-2 • 190
OVERLAND PARK, KAN.



MARCUS BARNETT
JR. • 6-2 • 195
HAMPTON, VA.




LAIMISKISIELIUS
JR. • 6-8 • 210
VILNIUS, LITHUANIA




PETER STEIN
SO. • 6-9 • 220
BELLAIRE, TEXAS




KYLE CARRABINE
JR. • 6-7 • 205
NAPERVILLE, ILL.




DANNY SUMNER
FR. • 6-7 • 190
FAIRFAX, VA.



CHRIS DARNELL
SO. • 6-8 • 210
FREDERICKSBURG, VA.



ADAM PAYTON
SR. • 6-3 • 195
BURLINGTON, N.J.



CHRIS STRATTON
JR. • 6-6 • 205
BURKE, VA.



COREY COFIELD
SR. • 6-5 • 245
NEWTON, MASS.



TONY SHAVER
FOURTH SEASON AT W&M
31ST SEASON OVERALL

NUMERICAL ROSTER

No.	Name	Pos.	El./Cl.	Ht.	Wt.	Hometown/High School
00	Steven Hess	F/C	Fr./Fr.	6-10	225	Charlotte, N.C./Gaston Day School
2	David Schneider	G	Fr./Fr.	6-3	175	Phoenix, Ariz./Brophy Prep
3	Adam Trumbower	G	Sr./Sr.	6-3	190	Roanoke, Va./Cave Spring
4	Alex Smith	F	So./So.	6-5	250	Greenville, S.C./Oak Hill Academy (Va.)
11	Nathan Mann	G	Jr./Jr.	6-2	190	Overland Park, Kan./St. Thomas Aquinas
12	Marcus Barnett	G	Jr./Jr.	6-2	195	Hampton, Va./Phoebus
13	Laimis Kisielius	F	Jr./Jr.	6-8	210	Vilnius, Lithuania/Miller School (Va.)
15	Peter Stein	F	So./So.	6-9	225	Houston, Texas/Westbury Christian
20	Kyle Carrabine	G	Jr./Jr.	6-7	205	Naperville, Ill./Neuqua Valley
22	Danny Sumner	F	Fr./Fr.	6-7	190	Fairfax, Va./Paul VI
23	Chris Darnell	F	So./So.	6-8	210	Fredericksburg, Va./North Stafford
24	Adam Payton	G	5th/Sr.	6-3	195	Burlington, N.J./The Lawrenceville School
25	Chris Stratton	F	Jr./Jr.	6-6	205	Burke, Va./Lake Braddock
45	Corey Cofield	F	Sr./Sr.	6-5	245	Newton, Mass./Roxbury Latin

ALPHABETICAL ROSTER

No.	Name	Pos.	El./Cl.	Ht.	Wt.	Hometown/High School
12	Marcus Barnett	G	Jr./Jr.	6-2	195	Hampton, Va./Phoebus
20	Kyle Carrabine	G	Jr./Jr.	6-7	205	Naperville, Ill./Neuqua Valley
45	Corey Cofield	F	Sr./Sr.	6-5	245	Newton, Mass./Roxbury Latin
23	Chris Darnell	F	So./So.	6-8	210	Fredericksburg, Va./North Stafford
00	Steven Hess	F/C	Fr./Fr.	6-10	225	Charlotte, N.C./Gaston Day School
13	Laimis Kisielius	F	Jr./Jr.	6-8	210	Vilnius, Lithuania/Miller School (Va.)
11	Nathan Mann	G	Jr./Jr.	6-2	190	Overland Park, Kan./St. Thomas Aquinas
24	Adam Payton	G	5th/Sr.	6-3	195	Burlington, N.J./The Lawrenceville School
2	David Schneider	G	Fr./Fr.	6-3	175	Phoenix, Ariz./Brophy Prep
4	Alex Smith	F	So./So.	6-5	250	Greenville, S.C./Oak Hill Academy (Va.)
15	Peter Stein	F	So./So.	6-9	225	Houston, Texas/Westbury Christian
25	Chris Stratton	F	Jr./Jr.	6-6	205	Burke, Va./Lake Braddock
22	Danny Sumner	F	Fr./Fr.	6-7	190	Fairfax, Va./Paul VI
3	Adam Trumbower	G	Sr./Sr.	6-3	190	Roanoke, Va./Cave Spring

Head Coach

Tony Shaver (North Carolina, 1976), Fourth season

Assistant Coaches

Dee Vick (Hampden-Sydney, 1994), Fourth season

Antwon Jackson (Pikeville College, 1993), Second season

Ben Wilkins (N.C. State, 2001) First season

PRONUNCIATION GUIDE

Kyle Carrabine CARE - uh - byne

Corey Cofield CO - field

Laimis Kisielius LIE-muss kiss-ILL-ee-us

Peter Stein STYNE

Adam Trumbower TRUM - bow - er

ROSTER BREAKDOWN

BY POSITION

Guard: Adam Payton, Kyle Carrabine, Nathan Mann, Adam Trumbower, Marcus Barnett, David Schneider

Forward: Corey Cofield, Laimis Kisielius, Chris Darnell, Alex Smith, Peter Stein, Christ Startton, Steven Hess, Danny Sumner

Center: Steven Hess

BY HEIGHT

6-10: Steven Hess

6-9: Peter Stein

6-8: Chris Darnell, Laimis Kisielius

6-7: Kyle Carrabine, Danny Sumner

6-6: Christ Stratton

6-5: Corey Cofield, Alex Smith

6-3: Adam Payton, Adam Trumbower, David Schneider

6-2: Nathan Mann, Marcus Barnett

BY CLASS

Seniors (3): Corey Cofield, Adam Payton, Adam Trumbower

Juniors (5): Marcus Barnett, Kyle Carrabine, Laimis Kisielius, Nathan Mann, Chris Stratton

Sophomores (3): Chris Darnell, Alex Smith, Peter Stein

Freshmen (4): Steven Hess, David Schneider, Danny Sumner

BY STATE

Arizona (1): David Schneider

Illinois (1): Kyle Carrabine

Kansas (1): Nathan Mann

Massachusetts (1): Corey Cofield

New Jersey (1): Adam Payton

North Carolina (1): Steven Hess


South Carolina (1): Alex Smith

Texas (1): Peter Stein

Virginia (5): Marcus Barnett, Chris Darnell, Chris Statton, Danny Sumner, Adam Trumbower

BY COUNTRY

Lithuania (1): Laimis Kisielius



TONY SHAVER

Head Coach • Fourth Season at W&M

William and Mary head coach Tony Shaver is in his fourth season at the helm of the Tribe men's basketball program and his 31st overall in coaching. Shaver has coached at the collegiate level for the last 19 years and was officially hired as the 31st head men's basketball coach in the history of the College on May 2, 2003.

The Green and Gold continue to make strides under the direction of Shaver. W&M started the 2005-06 season 4-1, marking the best start for a Tribe since opening the 1992-93 campaign with a 6-1 record. During that season, however, two of the team's first four wins were against non-Division I teams Virginia Wesleyan and Shenandoah, which means the 4-1 start for the 2005-06 squad was the first time in school history that the Tribe has opened a year with at least four wins in its first five games against current Division I opponents. Included in those four victories was a 70-60 win at Hampton, who went on to make the NCAA Tournament.

Prior to the start of the 2005-06 season, Shaver was inducted into the Episcopal High School Hall of Fame in a ceremony at the school on Nov. 11. He led EHS for 10 seasons from 1977-86. With his inception into the Episcopal Hall of Fame, Shaver has been inducted into the Hall of Fame at both of his head coaching stops prior to taking over the reigns at William and Mary. He was inducted into the Hampden-Sydney Hall of Fame in 2004.

In his second season at the helm, W&M immediately started the season on a high note, defeating Radford and Hartford to win the inaugural W&M Tip-Off Classic, the first regular season tournament title for the College since 1981. The Tribe defeated James Madison in the first round of the Colonial Athletic Association Tournament for W&M's first postseason win since 1997, and just the third in the last 20 years.

Shaver began his Tribe career with a 91-64 pounding of Liberty on Nov. 23, 2003. He also won his first ever Colonial Athletic Association contest, as the Tribe knocked off two-time defending league champion UNC Wilmington, 67-66, in overtime on Dec. 4, 2003. In the Tribe's first contest against a nationally ranked opponent under Shaver's direction, W&M performed well, leading No. 15 Pittsburgh by 10 points midway through the first half, before the Panthers, who attempted 28 more free throws than the Tribe, won 70-55.

There have been individual successes as well for the Green and Gold under Shaver's reign. 2004 graduate Adam Hess, currently playing professionally in Germany, became the first player in school history to lead the CAA in scoring. An outstanding student and athlete, Hess was named the CAA Male Scholar-Athlete of the Year (for all sports) and was a First-Team Academic All-American and all-conference selection as a senior. Current senior Corey Cofield was voted the 2004 CAA Rookie of the Year, leading all freshmen in the league in points, rebounds and field goal percentage. Cofield earned his second straight selection to the All-CAA third team in 2005, while current junior Iaimis Kisielius earned a spot on the CAA All-Rookie team in 2005.

Shaver came to W&M after coaching 17 seasons at Hampden-Sydney, compiling a record of 358-121 (.747). He turned the Tigers into a Division III national powerhouse, leading the men's basketball team to eight Old Dominion Athletic Conference titles, 12 20-win seasons and 11 NCAA Division III Tournament appearances. The winningest basketball coach in the program's history, he was named the ODAC and South Region Coach of the Year in 1995, 1999 and 2000, and was picked as the Virginia Sports Information Directors Division II-III Coach of the Year in



1997, 1999 and 2000.

In 2003, Shaver took the Tigers to the NCAA Division III Final Four, as his team finished with a record of 28-4, tied for the second-most wins in the program's history. In 1999, Shaver led H-SC to the national championship game, where the Tigers lost by one point in double-overtime to Wisconsin-Platteville. The team finished 29-3, setting a school record for most wins in a season.

Shaver also has a firm commitment to his players' success in the classroom. In 1999, one of his charges, Jack Jirak, was named the ODAC Scholar-Athlete of the Year and was also awarded the Gammon Cup as the top-student-athlete at the college. Two of Shaver's players, David Hobbs (1999) and Russell Turner (1992) earned Academic All-America honors. A number of his players have been named to the Academic All-ODAC squad, including six student-athletes in 1998.

Prior to taking over at Hampden-Sydney for the 1986-87 campaign, Shaver spent 10 years as the head boys' basketball coach at Episcopal High School in Alexandria, Virginia. He was named the Virginia State Private School Coach of the Year in 1986, and was twice picked as the Alexandria Coach of the Year, while winning 73 percent of his games.

A 1976 graduate of North Carolina, Shaver was a guard on the Tar Heel men's basketball team from 1972-75 under head coach Dean Smith. Originally a walk-on, he earned a scholarship his rookie season, when he was awarded the prestigious Butch Bennett Award, presented to the freshman who exemplifies determination, sportsmanship and sacrifice for the team. Shaver was voted the honoree by his teammates. During his four years in Chapel Hill, UNC went 95-26, including a pair of trips to the NCAA Tournament in 1975 and 1976. During the 1975 season, the Tarheels won the ACC Tournament and advanced to the Sweet 16. During the 1973 and 1974 season, North Carolina made the National Invitational Tournament.

A native of High Point, North Carolina, Shaver and his wife, Ann, are the parents of three sons: Christopher (25), a former standout pitcher on the Tribe's baseball team, who is currently pitching with the Chicago Cubs organization, Austin (22) and Jackson (15).



00

STEVEN HESS

Fr. - F/C - 6-10 - 225 (Charlotte, N.C./Gaston Day School)

- Ranks sixth in the CAA averaging a blocked shot per game
- After missing most of the week prior to the Kansas State game due to illness, came off the bench to score three points, pull down three rebounds and block a shot in 11 minutes of action
- Saw action in the Tribe's exhibition victory over Barton College
- A three-year letterwinner at Gaston Day
- A McDonald's All-American nominee
- Garnered All-Southern Piedmont Athletic Association honors as a junior and senior
- Averaged 13.1 points and nine rebounds as a senior at Gaston Day
- Named Hardest Working Player during his senior season at Gaston Day
- As a junior at Gaston Day, helped his team reach the semifinals of the state tournament in North Carolina's largest independent-school classification

SINGLE-GAME HIGHS

POINTS
 Season 3 at Kansas State (11/11/06)
 Career 3 at Kansas State (11/11/06)

FIELD GOALS
 Season 1 at Kansas State (11/11/06)
 1 vs. Wagner (11/20/06)
 Career 1 at Kansas State (11/11/06)
 1 vs. Wagner (11/20/06)

FIELD GOAL ATTEMPTS
 Season 3 at Kansas State (11/11/06)
 3 vs. Wagner (11/20/06)
 Career 3 at Kansas State (11/11/06)
 3 vs. Wagner (11/20/06)

3-POINT FIELD GOALS
 Season None
 Career None

3-POINT FIELD GOAL ATTEMPTS
 Season None
 Career None

FREE THROWS
 Season 1 at Kansas State (11/11/06)
 Career 1 at Kansas State (11/11/06)

FREE THROW ATTEMPTS
 Season 4 at Kansas State (11/11/06)
 Career 4 at Kansas State (11/11/06)

REBOUNDS
 Season 3 at Kansas State (11/11/06)
 3 vs. Wagner (11/20/06)
 Career 3 at Kansas State (11/11/06)
 3 vs. Wagner (11/20/06)

ASSISTS
 Season None
 Career None

STEALS
 Season None
 Career None

BLOCKED SHOTS
 Season 1 at Kansas State (11/11/06)
 1 vs. Wagner (11/20/06)
 Career 1 at Kansas State (11/11/06)
 1 vs. Wagner (11/20/06)

MINUTES
 Season 11 at Kansas State (11/11/06)
 Career 11 at Kansas State (11/11/06)

HESS' 2006-07 GAME-BY-GAME STATISTICS

Date	Opp	Min	FG-A	Pct	3FG-A	Pct	FT-A	Pct	O-D	Tot	PF	A	TO	B	S	Pts
N11	at Kansas St.	11	1-3	.333	0-0	.000	1-4	.250	1-2	3	3	0	1	1	0	3
N20	Wagner	8	1-3	.333	0-0	.000	0-0	.000	0-3	3	2	0	1	1	0	2
N25	at Holy Cross															
N28	at Navy															
D1	Jacksonville St.															
D2	Cornell or VMI															
D5	Towson															
D8	North Florida															
D22	UMBC															
D28	Hampton															
D31	Richmond															
J3	at GMU															
J6	Northeastern															
J8	at Georgia St.															
J10	VCU															
J13	at Delaware															
J17	GMU															
J20	at Hofstra															
J24	at ODU															
J27	Georgia State															
J29	at VCU															
J31	JMU															
F3	UNCW															
F7	at JMU															
F10	at UNCW															
F14	Drexel															
F17	ESPN BracketBusters															
F21	at Drexel															
F24	ODU															

HESS' CAREER STATISTICS

Season	G-GS	Min-Avg	FG-A	Pct	3FG-A	Pct	FT-A	Pct	OR-DR	Reb-Avg	PF-FO	A	TO	Blk	St	Pts-Avg
2006-07	2-0	19-9.5	2-6	.333	0-0	.000	1-4	.250	1-5	6-3.0	5-0	0	2	2	0	5-2.5
Career	2-0	19-9.5	2-6	.333	0-0	.000	1-4	.250	1-5	6-3.0	5-0	0	2	2	0	5-2.5

HESS' CAA STATISTICS

Season	G-GS	Min-Avg	FG-A	Pct	3FG-A	Pct	FT-A	Pct	OR-DR	Reb-Avg	PF-FO	A	TO	Blk	St	Pts-Avg
2006-07	0-0	0-0.0	0-0	.000	0-0	.000	0-0	.000	0-0	0-0.0	0-0	0	0	0	0	0-0.0
Career	0-0	0-0.0	0-0	.000	0-0	.000	0-0	.000	0-0	0-0.0	0-0	0	0	0	0	0-0.0

2

DAVID SCHNEIDER

Fr. - G - 6-3 - 175 (Phoenix, Ariz./Brophy Prep)

SINGLE-GAME HIGHS

POINTS

Season 18 at Kansas State (11/11/06)
 Career 18 at Kansas State (11/11/06)

FIELD GOALS

Season 5 at Kansas State (11/11/06)
 Career 5 at Kansas State (11/11/06)

FIELD GOAL ATTEMPTS

Season 14 at Kansas State (11/11/06)
 Career 14 at Kansas State (11/11/06)

3-POINT FIELD GOALS

Season 3 at Kansas State (11/11/06)
 Career 3 at Kansas State (11/11/06)

3-POINT FIELD GOAL ATTEMPTS

Season 9 at Kansas State (11/11/06)
 Career 9 at Kansas State (11/11/06)

FREE THROWS

Season 5 at Kansas State (11/11/06)
 Career 5 at Kansas State (11/11/06)

FREE THROW ATTEMPTS

Season 7 at Kansas State (11/11/06)
 Career 7 at Kansas State (11/11/06)

REBOUNDS

Season 9 at Kansas State (11/11/06)
 Career 9 at Kansas State (11/11/06)

ASSISTS

Season 7 at Kansas State (11/11/06)
 Career 7 at Kansas State (11/11/06)

STEALS

Season 4 at Kansas State (11/11/06)
 Career 4 at Kansas State (11/11/06)

BLOCKED SHOTS

Season None
 Career None

MINUTES

Season 38 at Kansas State (11/11/06)
 Career 38 at Kansas State (11/11/06)

- Leads the CAA in assists per game after dishing out six compared to one turnover against Wagner (11/20)
- Named CAA Rookie of the Week on Nov. 13 following his performance at Kansas State
- Led the Tribe in points (18), rebounds (9), assists (7), steals (4) and minutes played (38) against the Wildcats
- Turned in an impressive performance in the Tribe's exhibition victory over Barton College with 14 points on 5-of-7 shooting to go along with team-highs in assists (7), rebounds (8) and steals (8)
- His eight steals would have established a Kaplan Arena and W&M school-record
- Earned honorable mention 5A All-State honors at Brophy College Prep
- Garnered first-team all-region accolades in 2005 and 2006
- As a senior at Brophy Prep, averaged 18 points, six rebounds, six assists and two steals
- Father, Jeff Schneider, played basketball at Virginia Tech and was drafted by the Houston Rockets in the fifth round of the 1982 NBA Draft

SCHNEIDER'S 2006-07 GAME-BY-GAME STATISTICS

Date	Opp	Min	FG-A	Pct	3FG-A	Pct	FT-A	Pct	O-D	Tot	PF	A	TO	B	S	Pts
N11	at Kansas St.	38	5-14	.357	3-9	.333	5-7	.714	1-8	9	4	7	5	0	4	18
N20	Wagner	25	2-3	.667	1-2	.500	3-4	.750	0-2	2	3	6	1	0	1	8
N25	at Holy Cross															
N28	at Navy															
D1	Jacksonville St.															
D2	Cornell or VMI															
D5	Towson															
D8	North Florida															
D22	UMBC															
D28	Hampton															
D31	Richmond															
J3	at GMU															
J6	Northeastern															
J8	at Georgia St.															
J10	VCU															
J13	at Delaware															
J17	GMU															
J20	at Hofstra															
J24	at ODU															
J27	Georgia State															
J29	at VCU															
J31	JMU															
F3	UNCW															
F7	at JMU															
F10	at UNCW															
F14	Drexel															
F17	ESPN BracketBusters															
F21	at Drexel															
F24	ODU															

* Games started

SCHNEIDER'S CAREER STATISTICS

Season	G-GS	Min-Avg	FG-A	Pct	3FG-A	Pct	FT-A	Pct	OR-DR	Reb-Avg	PF-FO	A	TO	Blk	St	Pts-Avg
2006-07	2-2	63-31.5	7-17	.412	4-11	.364	8-11	.727	1-10	11-5.5	7-0	13	6	0	5	26-13.0
Career	2-2	63-31.5	7-17	.412	4-11	.364	8-11	.727	1-10	11-5.5	7-0	13	6	0	5	26-13.0

SCHNEIDER'S CAA STATISTICS

Season	G-GS	Min-Avg	FG-A	Pct	3FG-A	Pct	FT-A	Pct	OR-DR	Reb-Avg	PF-FO	A	TO	Blk	St	Pts-Avg
2006-07	0-0	0-0.0	0-0	.000	0-0	.000	0-0	.000	0-0	0-0.0	0-0	0	0	0	0	0-0.0
Career	0-0	0-0.0	0-0	.000	0-0	.000	0-0	.000	0-0	0-0.0	0-0	0	0	0	0	0-0.0

3

ADAM TRUMBOWER

Sr. - G - 6-3 - 190 (Roanoke, Va./Cave Springs)

- Played 16 minutes, finishing with two points, a rebound and an assist against Wagner (11/20)
- Earned scholarship for his senior season after playing his first three years at W&M as a walk on
- Played in 21 contests as a junior in 2005-06
- Scored a season-high seven points against VCU (1/19/06), while logging a season-high 16 minutes
- Tallied four points in the Tribe's season-opening win over Maine (11/18/05)
- Registered steals against Delaware (2/15/06), Georgia State (2/4/06) and at VCU (1/19/06)
- Finished with five points and two assists against Hofstra (1/31/05)
- Had six points at UNC Greensboro (12/20/04)
- Played in 28 games, including two starts as a freshman in 2003-04
- Became the first walk on to start a game since 1996-97
- Tallied career-high eight points and seven rebounds off the bench at Radford (11/24/03)
- Set a career high with five assists in start at Delaware (1/21/04)
- Played 25 minutes with six points, three rebounds and two assists against Liberty (11/23/03) in his first career game.
- High school teammate of current Orlando Magic player and the ACC's all-time leading scorer J.J. Redick, who played collegiately at Duke

SINGLE-GAME HIGHS

POINTS
 Season 2 vs. Wagner (11/20/06)
 Career 8 vs. Campbell (12/30/03)
 8 at Radford (11/24/03)

FIELD GOALS
 Season 1 vs. Wagner (11/20/06)
 Career 3 vs. Campbell (12/30/03)
 3 at Radford (11/24/03)

FIELD GOAL ATTEMPTS
 Season 2 vs. Wagner (11/20/06)
 Career 7 vs. Campbell (12/30/03)
 7 at Radford (11/24/03)

3-POINT FIELD GOALS
 Season None
 Career 2, three times, most recently
 at UNC Greensboro (12/20/04)

3-POINT FIELD GOAL ATTEMPTS
 Season 1 vs. Wagner (11/20/06)
 Career 6 at Radford (11/24/03)

FREE THROWS
 Season None
 Career 5 at Virginia Tech (12/23/03)

FREE THROW ATTEMPTS
 Season None
 Career 6 at Virginia Tech (12/23/03)

REBOUNDS
 Season 1 vs. Wagner (11/20/06)
 1 at Kansas State (11/11/06)
 Career 7 at Radford (11/24/03)

ASSISTS
 Season 1 vs. Wagner (11/20/06)
 Career 5 at Delaware (1/21/04)

STEALS
 Season None
 Career 2 at Drexel (2/7/04)

BLOCKED SHOTS
 Season None
 Career 1 vs. Drexel (2/2/05)
 1 at Towson (1/14/04)

MINUTES
 Season 16 vs. Wagner (11/20/06)
 Career 36 at Delaware (1/21/04)

TRUMBOWER'S 2006-07 GAME-BY-GAME STATISTICS

Date	Opp	Min	FG-A	Pct	3FG-A	Pct	FT-A	Pct	O-D	Tot	PF	A	TO	B	S	Pts
N11	at Kansas St.	2	0-0	.000	0-0	.000	0-0	.000	0-1	1	0	0	1	0	0	0
N20	Wagner	16	1-2	.500	0-1	.000	0-0	.000	0-1	1	2	1	1	0	0	2
N25	at Holy Cross															
N28	at Navy															
D1	Jacksonville St.															
D2	Cornell or VMI															
D5	Towson															
D8	North Florida															
D22	UMBC															
D28	Hampton															
D31	Richmond															
J3	at GMU															
J6	Northeastern															
J8	at Georgia St.															
J10	VCU															
J13	at Delaware															
J17	GMU															
J20	at Hofstra															
J24	at ODU															
J27	Georgia State															
J29	at VCU															
J31	JMU															
F3	UNCW															
F7	at JMU															
F10	at UNCW															
F14	Drexel															
F17	ESPN BracketBusters															
F21	at Drexel															
F24	ODU															

TRUMBOWER'S CAREER STATISTICS

Season	G-GS	Min-Avg	FG-A	Pct	3FG-A	Pct	FT-A	Pct	OR-DR	Reb-Avg	PF-FO	A	TO	Blk	St	Pts-Avg
2003-04	28-2	482-17.2	19-74	.257	9-55	.164	16-24	.667	14-28	42-1.5	32-0	36	28	1	5	63-2.3
2004-05	15-1	90-6.0	6-18	.333	3-10	.300	11-11	1.000	4-10	14-0.9	5-0	6	7	1	3	26-1.7
2005-06	21-0	106-5.0	2-18	.111	1-9	.111	7-9	.778	2-5	7-0.3	13-0	5	8	0	3	12-0.6
2006-07	2-0	18-9.0	1-2	.000	0-1	.000	0-0	.000	0-2	2-1.0	2-0	1	2	0	0	2-1.0
Career	66-3	696-10.5	28-112	.250	13-75	.173	34-44	.773	20-46	66-1.0	52-0	48	45	2	11	103-1.6

TRUMBOWER'S CAA STATISTICS

Season	G-GS	Min-Avg	FG-A	Pct	3FG-A	Pct	FT-A	Pct	OR-DR	Reb-Avg	PF-FO	A	TO	Blk	St	Pts-Avg
2003-04	18-2	278-15.4	6-35	.171	3-26	.115	7-11	.636	7-8	15-0.8	22-0	22	16	1	3	22-1.2
2004-05	8-1	58-7.3	4-10	.400	1-4	.250	8-8	1.000	2-5	7-0.9	4-0	4	4	1	1	17-2.1
2005-06	15-0	87-5.8	1-12	.083	1-7	.143	5-7	.714	1-5	6-0.4	9-0	5	7	0	3	8-0.5
2006-07	0-0	0-0.0	0-0	.000	0-0	.000	0-0	.000	0-0	0-0.0	0-0	0	0	0	0	0-0.0
Career	41-3	423-10.3	11-57	.193	5-37	.135	20-26	.769	10-18	28-0.7	35-0	31	27	2	7	47-1.1

SINGLE-GAME HIGHS

POINTS

Season	2 vs. Wagner (11/20/06)
	2 at Kansas State (11/11/06)
Career	10 vs. Maine (11/18/05)

FIELD GOALS

Season	1 vs. Wagner (11/20/06)
	1 at Kansas State (11/11/06)
Career	3 vs. Georgia State (2/4/06)
	3 vs. Maine (11/18/05)

FIELD GOAL ATTEMPTS

Season	4 vs. Wagner (11/20/06)
	4 at Kansas State (11/11/06)
Career	8 vs. Maine (11/18/05)

3-POINT FIELD GOALS

Season	None
Career	None

3-POINT FIELD GOAL ATTEMPTS

Season	None
Career	1 at VCU (1/19/06)

FREE THROWS

Season	None
Career	4 vs. Maine (11/18/05)

FREE THROW ATTEMPTS

Season	1 vs. Wagner (11/20/06)
Career	6 vs. Maine (11/18/05)

REBOUNDS

Season	5 vs. Wagner (11/20/06)
Career	6 at Old Dominion (2/9/06)

ASSISTS

Season	None
Career	1, four times, most recently vs. Georgia State (2/4/06)

STEALS

Season	None
Career	2 at Towson (12/3/05)

BLOCKED SHOTS

Season	1 vs. Wagner (11/20/06)
Career	3 vs. Maine (11/18/05)

MINUTES

Season	13 at Kansas State (11/11/06)
Career	18 vs. Maine (11/18/05)

4

ALEX SMITH

So. - F - 6-5 - 250 (Greenville, S.C./Oak Hill Academy (Va.))

- Pulled down a season-high five rebounds against Wagner (11/20)
- Played 13 minutes against Kansas State and chipped in two points and three rebounds
- Started three contests, while appearing in 27 as a freshman in 2005-06
- Made his first career start against Campbell (11/26/05) before making starts in the following two contests at Longwood (11/28/05) and vs. UNC Wilmington (11/30/05)
- Scored a career-high 10 points in his first career game against Maine (11/18/05)
- Played a season-high 18 minutes against the Black Bears, adding five rebounds
- Pulled down a career-high and team-high six rebounds at Old Dominion (2/9/06)
- Played for national power Oak Hill Academy in 2004-05, which ended the season ranked No. 1 in the nation in the *USA Today* Super 25 Boys' Basketball Rankings and finished the season with a record of 34-2
- Attended J.L. Mann High School in Greenville, S.C., before attending Oak Hill, where he averaged 19 points and 14 rebounds a game and was a South Carolina first-team all-state selection

SMITH'S 2006-07 GAME-BY-GAME STATISTICS

Date	Opp	Min	FG-A	Pct	3FG-A	Pct	FT-A	Pct	O-D	Tot	PF	A	TO	B	S	Pts
N11	at Kansas St.	13	1-4	.250	0-0	.000	0-0	.000	1-2	3	2	0	0	0	0	2
N20	Wagner	12	1-4	.250	0-0	.000	0-1	.000	1-4	5	3	0	0	1	0	2
N25	at Holy Cross															
N28	at Navy															
D1	Jacksonville St.															
D2	Cornell or VMI															
D5	Towson															
D8	North Florida															
D22	UMBC															
D28	Hampton															
D31	Richmond															
J3	at GMU															
J6	Northeastern															
J8	at Georgia St.															
J10	VCU															
J13	at Delaware															
J17	GMU															
J20	at Hofstra															
J24	at ODU															
J27	Georgia State															
J29	at VCU															
J31	JMU															
F3	UNCW															
F7	at JMU															
F10	at UNCW															
F14	Drexel															
F17	ESPN BracketBusters															
F21	at Drexel															
F24	ODU															

* Games started

SMITH'S CAREER STATISTICS

Season	G-GS	Min-Avg	FG-A	Pct	3FG-A	Pct	FT-A	Pct	OR-DR	Reb-Avg	PF-FO	A	TO	Blk	St	Pts-Avg
2005-06	27-3	252-9.3	23-51	.451	0-1	.000	23-35	.657	16-40	56-2.1	25-1	4	21	6	5	69-2.6
2006-07	2-0	25-12.5	2-8	.250	0-0	.000	0-1	.000	2-6	8-4.0	5-0	0	0	1	0	4-2.0
Career	29-3	277-9.6	25-59	.424	0-1	.000	23-36	.639	18-46	64-2.2	30-1	4	21	7	5	73-2.5

SMITH'S CAA STATISTICS

Season	G-GS	Min-Avg	FG-A	Pct	3FG-A	Pct	FT-A	Pct	OR-DR	Reb-Avg	PF-FO	A	TO	Blk	St	Pts-Avg
2005-06	17-1	160-9.4	14-29	.483	0-1	.000	13-20	.650	10-27	37-2.2	17-1	2	11	2	3	41-2.4
2006-07	0-0	0-0.0	0-0	.000	0-0	.000	0-0	.000	0-0	0-0.0	0-0	0	0	0	0	0-0.0
Career	17-1	160-9.4	14-29	.483	0-1	.000	13-20	.650	10-27	37-2.2	17-1	2	11	2	3	41-2.4

11

NATHAN MANN

Jr. - G - 6-2 - 190 (Overland Park, Kan./St. Thomas Aquinas)

- Blocked his fourth career shot against Wagner (11/20)
- Tallied 12 points, including a pair of 3-pointers against Barton College
- Tied for team-high honors with seven assists against the Bulldogs to go along with three rebounds
- Ranks ninth in school history in career 3-point field goal percentage (.359) and sixth in 3-point field goals per game (1.54)
- The Tribe's top 3-point threat, hitting on .411 (51-of-124) from downtown, in 2005-06
- Ranked third in the CAA (all games) in 3-point field-goal percentage and 12th in 3-point field-goals made
- His 3-point field-goal percentage for the season was the sixth-best mark in school history
- Notched his second career 20-plus point game with a season-high 21 at Georgia State (1/14/06), including five 3-point field goals
- Knocked down four, or more, 3-pointers on six occasions, including three contests of five trifectas
- Led team in assists as a freshman with 76, ranking 12th in the CAA at 2.62 per contest
- Scored career-high 25 points, shooting 10-of-19 from the floor and 5-of-11 from the 3-point line in 41 minutes in double-overtime game against George Mason (2/12/05)

SINGLE-GAME HIGHS

POINTS
 Season 5 at Kansas State (11/11/06)
 Career 25 vs. George Mason (2/12/05)

FIELD GOALS
 Season 2 at Kansas State (11/11/06)
 Career 10 vs. George Mason (2/12/05)

FIELD GOAL ATTEMPTS
 Season 6 vs. Wagner (11/20/06)
 6 at Kansas State (11/11/06)
 Career 19 vs. George Mason (2/12/05)

3-POINT FIELD GOALS
 Season 1 at Kansas State (11/11/06)
 Career 5, four times, most recently at Georgia State (1/14/06)

3-POINT FIELD GOAL ATTEMPTS
 Season 5 at Kansas State (11/11/06)
 Career 11 vs. George Mason (2/12/05)

FREE THROWS
 Season None
 Career 4, four times, most recently at Drexel (2/23/06)

FREE THROW ATTEMPTS
 Season None
 Career 6 vs. Hampton (12/30/04)

REBOUNDS
 Season 3 vs. Wagner (11/20/06)
 Career 6, three times, most recently at Richmond (12/31/05)

ASSISTS
 Season 1 vs. Wagner (11/20/06)
 1 at Kansas State (11/11/06)
 Career 6 vs. Towson (1/26/05)

STEALS
 Season 1 vs. Wagner (11/20/06)
 1 at Kansas State (11/11/06)
 Career 5 vs. Maine (11/18/05)
 5 vs. Longwood (12/1/04)

BLOCKED SHOTS
 Season 1 vs. Wagner (11/20/06)
 Career 1, four times, most recently vs. Wagner (11/20/06)

MINUTES
 Season 23 vs. Wagner (11/20/06)
 Career 41 vs. George Mason (2/12/05)

MANN'S 2006-07 GAME-BY-GAME STATISTICS

Date	Opp	Min	FG-A	Pct	3FG-A	Pct	FT-A	Pct	O-D	Tot	PF	A	TO	B	S	Pts
N11	at Kansas St.	20	2-6	.333	1-5	.200	0-0	.000	1-0	1	5	1	1	0	1	5
N20	Wagner	23	0-6	.000	0-3	.000	0-0	.000	0-3	3	0	1	0	1	1	0
N25	at Holy Cross															
N28	at Navy															
D1	Jacksonville St.															
D2	Cornell or VMI															
D5	Towson															
D8	North Florida															
D22	UMBC															
D28	Hampton															
D31	Richmond															
J3	at GMU															
J6	Northeastern															
J8	at Georgia St.															
J10	VCU															
J13	at Delaware															
J17	GMU															
J20	at Hofstra															
J24	at ODU															
J27	Georgia State															
J29	at VCU															
J31	JMU															
F3	UNCW															
F7	at JMU															
F10	at UNCW															
F14	Drexel															
F17	ESPN BracketBusters															
F21	at Drexel															
F24	ODU															

MANN'S CAREER STATISTICS

Season	G-GS	Min-Avg	FG-A	Pct	3FG-A	Pct	FT-A	Pct	OR-DR	Reb-Avg	PF-FO	A	TO	Blk	St	Pts-Avg
2004-05	29-18	696-24.0	82-226	.363	37-121	.306	25-36	.694	10-58	68-2.3	37-0	76	67	3	25	226-7.8
2005-06	28-7	611-21.8	72-196	.367	51-124	.411	23-30	.767	7-56	63-2.3	46-0	46	31	0	21	218-7.8
2006-07	2-2	43-20.0	2-12	.167	1-8	.125	0-0	.000	0-4	4-2.0	5-1	2	1	1	2	5-2.5
Career	59-27	1350-22.9	156-434	.359	89-253	.352	48-66	.727	17-118	135-2.3	88-1	124	99	4	48	449-7.6

MANN'S CAA STATISTICS

Season	G-GS	Min-Avg	FG-A	Pct	3FG-A	Pct	FT-A	Pct	OR-DR	Reb-Avg	PF-FO	A	TO	Blk	St	Pts-Avg
2004-05	18-11	460-25.6	54-150	.360	21-77	.273	16-22	.727	7-36	43-2.4	25-0	47	33	2	13	145-8.1
2005-06	18-3	365-20.3	45-124	.363	34-81	.420	16-22	.727	4-29	33-1.8	26-0	26	18	0	8	140-7.8
2006-07	0-0	0-0.0	0-0	.000	0-0	.000	0-0	.000	0-0	0-0.0	0-0	0	0	0	0	0-0.0
Career	36-14	825-22.9	99-274	.361	55-158	.348	32-44	.727	11-65	76-2.1	51-0	73	51	2	21	285-7.9

12

MARCUS BARNETT

Jr. - G - 6-2 - 195 (Hampton, Va./Phoebus)

SINGLE-GAME HIGHS

POINTS	
Season	None
Career	None

FIELD GOALS	
Season	None
Career	None

FIELD GOAL ATTEMPTS	
Season	None
Career	None

3-POINT FIELD GOALS	
Season	None
Career	None

3-POINT FIELD GOAL ATTEMPTS	
Season	None
Career	None

FREE THROWS	
Season	None
Career	None

FREE THROW ATTEMPTS	
Season	1 vs. Wagner (11/20/06)
Career	1 vs. Wagner (11/20/06)

REBOUNDS	
Season	1 vs. Wagner (11/20/06)
Career	1 vs. Wagner (11/20/06)

ASSISTS	
Season	None
Career	None

STEALS	
Season	None
Career	None

BLOCKED SHOTS	
Season	1 vs. Wagner (11/20/06)
Career	1 vs. Wagner (11/20/06)

MINUTES	
Season	2 vs. Wagner (11/20/06)
Career	2 vs. Wagner (11/20/06)

- Saw the first action of his W&M career against Wagner (11/20) and finished with a rebound and a blocked shot
- Joined the Tribe as a walk-on prior to the 2006-07 season
- A three-year letterwinner as a point and shooting guard at Phoebus
- A 2004 Basketball Zooms Scholar-Athlete Award winner
- Was the Phoebus team captain in 2003-04
- Lived and grew up in Italy

BARNETT'S 2006-07 GAME-BY-GAME STATISTICS

Date	Opp	Min	FG-A	Pct	3FG-A	Pct	FT-A	Pct	O-D	Tot	PF	A	TO	B	S	Pts
N11	at Kansas St.						DNP									
N20	Wagner	2	0-0	.000	0-0	.000	0-1	.000	0-1	1	1	0	0	1	0	0
N25	at Holy Cross															
N28	at Navy															
D1	Jacksonville St.															
D2	Cornell or VMI															
D5	Towson															
D8	North Florida															
D22	UMBC															
D28	Hampton															
D31	Richmond															
J3	at GMU															
J6	Northeastern															
J8	at Georgia St.															
J10	VCU															
J13	at Delaware															
J17	GMU															
J20	at Hofstra															
J24	at ODU															
J27	Georgia State															
J29	at VCU															
J31	JMU															
F3	UNCW															
F7	at JMU															
F10	at UNCW															
F14	Drexel															
F17	ESPN BracketBusters															
F21	at Drexel															
F24	ODU															

• Games started

BARNETT'S CAREER STATISTICS

Season	G-GS	Min-Avg	FG-A	Pct	3FG-A	Pct	FT-A	Pct	OR-DR	Reb-Avg	PF-FO	A	TO	Blk	St	Pts-Avg
2006-07	1-0	2-2.0	0-0	.000	0-0	.000	0-1	.000	0-1	1-1.0	1-0	0	0	1	0	0-0.0
Career	1-0	2-2.0	0-0	.000	0-0	.000	0-1	.000	0-1	1-1.0	1-0	0	0	1	0	0-0.0

BARNETT'S CAA STATISTICS

Season	G-GS	Min-Avg	FG-A	Pct	3FG-A	Pct	FT-A	Pct	OR-DR	Reb-Avg	PF-FO	A	TO	Blk	St	Pts-Avg
2006-07	0-0	0-0.0	0-0	.000	0-0	.000	0-0	.000	0-0	0-0.0	0-0	0	0	0	0	0-0.0
Career	0-0	0-0.0	0-0	.000	0-0	.000	0-0	.000	0-0	0-0.0	0-0	0	0	0	0	0-0.0

13

LAIMISKISIELIUS

Jr. - F - 6-8 - 210 (Vilnius, Lithuania/Miller School (Va.))

- Led W&M with 18 points on 8-of-12 from the floor against Wagner (11/20)
- Established career highs with eight field goals and three steals vs. Wagner
- Hit his first five 3-point attempts on the season and ranks second in the CAA in 3-point field goal percentage
- Hit on 5-of-7 from the floor, including a perfect 3-of-3 from 3-point range against Kansas State for 16 points
- Scored 17 points on 6-of-8 shooting against Barton College
- Had six rebounds and two block shots against the Bulldogs in the victory
- Played for Lithuania in the Global Games over the summer and helped his squad to a silver medal in the tournament
- Led the Tribe in scoring on two occasions and rebounding on four occasions in 2005-06
- Notched double figures in scoring in nine games, including four straight from Nov. 22-30
- Poured in a season-high 19 points in an 88-75 win over Longwood (11/28/05)
- Had eight games of five or more rebounds, including a career-high nine at UMBC(12/17/05)
- CAA All-Rookie selection in 2004-05
- Earned CAA Rookie of the Week honors on Feb. 21, 2005
- Tallied a career-high 23 points, along with five assists, at UNC Wilmington (2/9/04)

SINGLE-GAME HIGHS	
POINTS	
Season	18 vs. Wagner (11/20/06)
Career	23 at UNC Wilmington (2/9/05)
FIELD GOALS	
Season	8 vs. Wagner (11/20/06)
Career	8 vs. Wagner (11/20/06)
FIELD GOAL ATTEMPTS	
Season	12 vs. Wagner (11/20/06)
Career	15 at UNC Wilmington (2/9/05)
3-POINT FIELD GOALS	
Season	3 at Kansas State (11/11/06)
Career	3, three times, most recently at Kansas State (11/11/06)
3-POINT FIELD GOAL ATTEMPTS	
Season	4 vs. Wagner (11/20/06)
Career	8 at UNC Wilmington (2/9/05)
FREE THROWS	
Season	3 at Kansas State (11/11/06)
Career	8, James Madison (2/16/05)
FREE THROW ATTEMPTS	
Season	4 at Kansas State (11/11/06)
Career	11, James Madison (2/16/05)
REBOUNDS	
Season	2 vs. Wagner (11/20/06)
	2 at Kansas State (11/11/06)
Career	9 at UMBC (12/17/05)
ASSISTS	
Season	2 at Kansas State (11/11/06)
Career	5 at Northeastern (2/2)
	5 at UNC Wilmington (2/9/05)
STEALS	
Season	3 vs. Wagner (11/20/06)
Career	3 vs. Wagner (11/20/06)
BLOCKED SHOTS	
Season	None
Career	2 at Delaware (2/5/05)
MINUTES	
Season	35 at Kansas State (11/11/06)
Career	35, four times, most recently at Kansas State (11/11/06)

KISIELIUS' 2006-07 GAME-BY-GAME STATISTICS

Date	Opp	Min	FG-A	Pct	3FG-A	Pct	FT-A	Pct	O-D	Tot	PF	A	TO	B	S	Pts
N11	at Kansas St.	35	5-7	.714	3-3	1.000	3-4	.750	1-1	2	3	2	3	0	1	16
N20	Wagner	28	8-12	.667	2-4	.500	0-1	.000	0-2	2	4	1	3	0	3	18
N25	at Holy Cross															
N28	at Navy															
D1	Jacksonville St.															
D2	Cornell or VMI															
D5	Towson															
D8	North Florida															
D22	UMBC															
D28	Hampton															
D31	Richmond															
J3	at GMU															
J6	Northeastern															
J8	at Georgia St.															
J10	VCU															
J13	at Delaware															
J17	GMU															
J20	at Hofstra															
J24	at ODU															
J27	Georgia State															
J29	at VCU															
J31	JMU															
F3	UNCW															
F7	at JMU															
F10	at UNCW															
F14	Drexel															
F17	ESPN BracketBusters															
F21	at Drexel															
F24	ODU															

• Games started

KISIELIUS' CAREER STATISTICS

Season	G-GS	Min-Avg	FG-A	Pct	3FG-A	Pct	FT-A	Pct	OR-DR	Reb-Avg	PF-FO	A	TO	Blk	St	Pts-Avg
2004-05	28-20	710-25.4	78-203	.384	19-63	.302	69-90	.767	22-65	87-3.1	55-3	53	60	4	14	244-8.7
2005-06	28-25	634-22.6	68-198	.343	12-60	.200	51-68	.750	30-67	97-3.5	53-2	41	64	1	14	199-7.1
2006-07	2-2	63-31.5	13-19	.684	5-7	.714	3-5	.600	1-3	4-2.0	7-0	3	5	0	4	34-17.0
Career	58-47	1407-24.3	159-420	.379	36-130	.277	123-163	.754	53-135	188-3.2	115-5	97	129	5	32	477-8.2

KISIELIUS' CAA STATISTICS

Season	G-GS	Min-Avg	FG-A	Pct	3FG-A	Pct	FT-A	Pct	OR-DR	Reb-Avg	PF-FO	A	TO	Blk	St	Pts-Avg
2004-05	18-14	504-28.0	57-145	.393	13-36	.361	54-69	.783	17-46	63-3.5	35-1	36	39	4	4	181-10.1
2005-06	18-15	390-21.7	40-125	.320	6-36	.167	31-40	.775	18-27	45-2.5	37-2	25	38	1	9	117-6.5
2006-07	0-0	0-0.0	0-0	.000	0-0	.000	0-0	.000	0-0	0-0.0	0-0	0	0	0	0	0-0.0
Career	36-29	894-24.8	97-270	.359	19-72	.264	85-109	.780	35-73	108-3.0	72-3	61	77	5	13	298-8.3

15

PETERSTEIN

So. - F - 6-9 - 225 (Houton, Texas/Westbury Christian)

SINGLE-GAME HIGHS

POINTS

Season 4 at Kansas State (11/11/06)
 Career 16 vs. James Madison (1/28/06)

FIELD GOALS

Season 2 at Kansas State (11/11/06)
 Career 6 vs. Campbell (11/26/05)

FIELD GOAL ATTEMPTS

Season 4 at Kansas State (11/11/06)
 Career 7, three times, most recently
 at Drexel (2/23/06)

3-POINT FIELD GOALS

Season None
 Career None

3-POINT FIELD GOAL ATTEMPTS

Season None
 Career 1, six times, most recently
 vs. Virginia Commonwealth (2/25/06)

FREE THROWS

Season None
 Career 8 vs. James Madison (1/28/06)

FREE THROW ATTEMPTS

Season None
 Career 11 vs. James Madison (1/28/06)

REBOUNDS

Season 6 at Kansas State (11/11/06)
 Career 6 at Kansas State (11/11/06)
 6 vs. Delaware (2/15/06)

ASSISTS

Season 2 at Kansas State (11/11/06)
 Career 3, three times, most recently
 vs. Hofstra (2/20/06)

STEALS

Season None
 Career 2 vs. Hofstra (2/20/06)
 2 vs. Campbell (11/26/05)

BLOCKED SHOTS

Season None
 Career 2 at Old Dominion (2/9/06)

MINUTES

Season 20 at Kansas State (11/11/06)
 Career 24 vs. Delaware (2/15/06)

- Equaled a career high with six rebounds against Kansas State, while adding four points in 20 minutes of action
- Started the Tribe's exhibition opening victory over Barton College, scoring seven points and pulling down two rebounds
- Played in 25 contests, while making a trio of starts as a freshman
- Averaged 14.8 minutes per game, while shooting .577 (41-of-71) from the field
- Finished the season with averages of 4.0 points and 2.0 rebounds per game
- Scored in double figures on three occasions
- Had a career high 16 points on a perfect 4-of-4 from the field and 8-of-11 from the free throw line in an 86-68 victory over James Madison (1/28/06)
- Two-time all-state selection at Westbury Christian
- Helped team win three Texas Private School state championships
- McDonald's All-American nominee

STEIN'S 2006-07 GAME-BY-GAME STATISTICS

Date	Opp	Min	FG-A	Pct	3FG-A	Pct	FT-A	Pct	O-D	Tot	PF	A	TO	B	S	Pts
N11	at Kansas St.	20	2-4	.500	0-0	.000	0-0	.000	3-3	6	4	2	2	0	0	4
N20	Wagner	7	1-1	1.000	0-0	.000	0-0	.000	0-0	0	4	1	1	0	0	2
N25	at Holy Cross															
N28	at Navy															
D1	Jacksonville St.															
D2	Cornell or VMI															
D5	Towson															
D8	North Florida															
D22	UMBC															
D28	Hampton															
D31	Richmond															
J3	at GMU															
J6	Northeastern															
J8	at Georgia St.															
J10	VCU															
J13	at Delaware															
J17	GMU															
J20	at Hofstra															
J24	at ODU															
J27	Georgia State															
J29	at VCU															
J31	JMU															
F3	UNCW															
F7	at JMU															
F10	at UNCW															
F14	Drexel															
F17	ESPN BracketBusters															
F21	at Drexel															
F24	ODU															

* Games started

STEIN'S CAREER STATISTICS

Season	G-GS	Min-Avg	FG-A	Pct	3FG-A	Pct	FT-A	Pct	OR-DR	Reb-Avg	PF-FO	A	TO	Blk	St	Pts-Avg
2005-06	25-3	371-14.8	41-71	.577	0-6	.000	19-32	.594	19-30	49-2.0	44-1	18	33	4	9	101-4.0
2006-07	2-2	27-13.5	3-5	.600	0-0	.000	0-0	.000	3-3	6-3.0	8-0	3	3	0	0	6-3.0
Career	27-5	398-14.7	44-76	.579	0-6	.000	19-32	.594	22-33	55-2.0	52-1	21	36	4	9	107-4.0

STEIN'S CAA STATISTICS

Season	G-GS	Min-Avg	FG-A	Pct	3FG-A	Pct	FT-A	Pct	OR-DR	Reb-Avg	PF-FO	A	TO	Blk	St	Pts-Avg
2005-06	17-1	270-15.9	28-51	.549	0-5	.000	18-30	.600	16-19	35-2.1	31-1	13	24	4	6	74-4.4
2006-07	0-0	0-0.0	0-0	.000	0-0	.000	0-0	.000	0-0	0-0.0	0-0	0	0	0	0	0-0.0
Career	17-1	270-15.9	28-51	.549	0-5	.000	18-30	.600	16-19	35-2.1	31-1	13	24	4	6	74-4.4

20

KYLE CARRABINE

Jr. - F - 6-7 - 205 (Naperville, Ill./Neuqua Valley)

- Played a career-high 12 minutes against Wagner (11/20) and finished with four points and a rebound
- Came off the bench in the second half against Kansas State
- Played in eight games for the Tribe and averaged 1.1 points and 0.5 rebounds per contest as a sophomore
- Knocked down his lone 3-point field goal on the season on his way to scoring a career-high five points at Old Dominion (2/9/06)
- Pulled down a career-high three rebounds in the season-opening victory over Maine (11/18/05)
- Played a season-high 10 minutes at Towson (12/3/05)
- First career points came on a 3-pointer at No. 8 Kentucky (12/22/04)
- Played in 15 games with 15 points in 2004-05
- Scored four points in nine minutes at Hofstra (1/31/05)
- Tallied two points and an assist against Old Dominion in the CAA Tournament (3/5/05)

SINGLE-GAME HIGHS

POINTS	
Season	4 vs. Wagner (11/20/06)
Career	5 at Old Dominion (2/9/06)
FIELD GOALS	
Season	1 vs. Wagner (11/20/06)
Career	2 at Hofstra (1/31/05)
FIELD GOAL ATTEMPTS	
Season	1 vs. Wagner (11/20/06)
Career	5 at Towson (12/3/05)
3-POINT FIELD GOALS	
Season	None
Career	1, three times, most recently at Old Dominion (2/9/06)
3-POINT FIELD GOAL ATTEMPTS	
Season	None
Career	4 at Towson (12/3/05)
FREE THROWS	
Season	2 vs. Wagner (11/20/06)
Career	2 vs. Wagner (11/20/06) 2 at Old Dominion (2/9/06)
FREE THROW ATTEMPTS	
Season	3 vs. Wagner (11/20/06)
Career	3 vs. Wagner (11/20/06) 3 at Old Dominion (2/9/06)
REBOUNDS	
Season	1 vs. Wagner (11/20/06)
Career	3 vs. Maine (11/18/05)
ASSISTS	
Season	None
Career	1, three times, most recently vs. Old Dominion (3/5/05)
STEALS	
Season	None
Career	1, three times, most recently at Virginia Commonwealth (2/23/05)
BLOCKED SHOTS	
Season	None
Career	None
MINUTES	
Season	12 vs. Wagner (11/20/06)
Career	12 vs. Wagner (11/20/06)

CARRABINE'S 2006-07 GAME-BY-GAME STATISTICS

Date	Opp	Min	FG-A	Pct	3FG-A	Pct	FT-A	Pct	O-D	Tot	PF	A	TO	B	S	Pts
N11	at Kansas St.	3	0-0	.000	0-0	.000	0-0	.000	0-0	0	0	0	0	0	0	0
N20	Wagner	12	1-1	1.000	0-0	.000	2-3	.667	0-1	1	0	0	0	0	0	4
N25	at Holy Cross															
N28	at Navy															
D1	Jacksonville St.															
D2	Cornell or VMI															
D5	Towson															
D8	North Florida															
D22	UMBC															
D28	Hampton															
D31	Richmond															
J3	at GMU															
J6	Northeastern															
J8	at Georgia St.															
J10	VCU															
J13	at Delaware															
J17	GMU															
J20	at Hofstra															
J24	at ODU															
J27	Georgia State															
J29	at VCU															
J31	JMU															
F3	UNCW															
F7	at JMU															
F10	at UNCW															
F14	Drexel															
F17	ESPN BracketBusters															
F21	at Drexel															
F24	ODU															

* Games started

CARRABINE'S CAREER STATISTICS

Season	G-GS	Min-Avg	FG-A	Pct	3FG-A	Pct	FT-A	Pct	OR-DR	Reb-Avg	PF-FO	A	TO	Blk	St	Pts-Avg
2004-05	15-0	75-5.0	6-16	.375	2-10	.200	1-2	.500	2-4	6-0.4	5-0	3	1	0	3	15-1.0
2005-06	8-0	30-3.8	3-11	.273	1-6	.167	2-3	.667	0-4	4-0.5	0-0	0	2	0	0	9-1.1
2006-07	2-0	15-7.5	1-1	1.000	0-0	.000	2-3	.667	0-1	1-0.5	0-0	0	0	0	0	4-2.0
Career	25-0	120-4.8	10-28	.357	3-16	.186	5-8	.625	2-9	11-0.4	5-0	3	3	0	3	28-1.1

CARRABINE'S CAA STATISTICS

Season	G-GS	Min-Avg	FG-A	Pct	3FG-A	Pct	FT-A	Pct	OR-DR	Reb-Avg	PF-FO	A	TO	Blk	St	Pts-Avg
2004-05	9-0	52-5.8	4-9	.444	1-5	.200	1-2	.500	2-4	6-0.7	4-0	0	1	0	1	10-1.1
2005-06	7-0	23-3.3	3-8	.375	1-5	.200	2-3	.667	0-1	1-0.1	0-0	0	0	0	0	9-1.3
2006-07	0-0	0-0.0	0-0	.000	0-0	.000	0-0	.000	0-0	0-0.0	0-0	0	0	0	0	0-0.0
Career	16-0	75-4.7	7-17	.412	2-10	.200	3-5	.600	2-5	7-0.4	4-0	0	1	0	1	19-1.2

22

DANNY SUMNER

Fr. - F - 6-7 - 190 (Fairfax, Va./Paul VI)

SINGLE-GAME HIGHS

POINTS

Season 12 vs. Wagner (11/20/06)
 Career 12 vs. Wagner (11/20/06)

FIELD GOALS

Season 5 vs. Wagner (11/20/06)
 Career 5 vs. Wagner (11/20/06)

FIELD GOAL ATTEMPTS

Season 10 vs. Wagner (11/20/06)
 Career 10 vs. Wagner (11/20/06)

3-POINT FIELD GOALS

Season 2 vs. Wagner (11/20/06)
 Career 2 vs. Wagner (11/20/06)

3-POINT FIELD GOAL ATTEMPTS

Season 5 vs. Wagner (11/20/06)
 Career 5 vs. Wagner (11/20/06)

FREE THROWS

Season None
 Career None

FREE THROW ATTEMPTS

Season None
 Career None

REBOUNDS

Season 3 vs. Wagner (11/20/06)
 Career 3 vs. Wagner (11/20/06)

ASSISTS

Season 1 vs. Wagner (11/20/06)
 1 at Kansas State (11/11/06)
 Career 1 vs. Wagner (11/20/06)
 1 at Kansas State (11/11/06)

STEALS

Season 1 vs. Wagner (11/20/06)
 Career 1 vs. Wagner (11/20/06)

BLOCKED SHOTS

Season None
 Career None

MINUTES

Season 16 vs. Wagner (11/20/06)
 Career 16 vs. Wagner (11/20/06)

- Scored his first collegiate points with 12 on 5-of-10 from the field against Wagner (11/20)
- Pulled down three rebounds, all offensive, against the Seahawks
- Played 12 minutes and finished with two points, three rebounds and a block against Barton College
- His two points against the Bulldogs came on a follow-up two-handed dunk
- Named to the *Washington Post* First-Team All-Metro squad as a senior
- Honored with the Ron Johnson Award as the Five Star Most Promising Guard Prospect
- A First-Team *D.C. Examiner* and WCACA All-Conference selection
- Named the Virginia Independent Schools State Player of the Year in 2006
- Averaged 19.3 points, 8.6 rebounds, 2.0 assists and 2.0 blocks per game as a senior at Paul VI Catholic
- Led team to the Virginia Independent Schools Division I State final in 2004 and 2005, while advancing to the semifinals in 2006
- A honorable mention *Washington Post* All-Metro pick as a junior
- First W&M player from Paul VI since David Cully, who graduated from W&M in 1996 as the College's all-time blocked shots leader (248)

SUMNER'S 2006-07 GAME-BY-GAME STATISTICS

Date	Opp	Min	FG-A	Pct	3FG-A	Pct	FT-A	Pct	O-D	Tot	PF	A	TO	B	S	Pts
N11	at Kansas St.	6	0-1	.000	0-1	.000	0-0	.000	0-0	0	1	1	1	0	0	0
N20	Wagner	16	5-10	.500	2-5	.400	0-0	.000	3-0	3	0	1	0	0	1	12
N25	at Holy Cross															
N28	at Navy															
D1	Jacksonville St.															
D2	Cornell or VMI															
D5	Towson															
D8	North Florida															
D22	UMBC															
D28	Hampton															
D31	Richmond															
J3	at GMU															
J6	Northeastern															
J8	at Georgia St.															
J10	VCU															
J13	at Delaware															
J17	GMU															
J20	at Hofstra															
J24	at ODU															
J27	Georgia State															
J29	at VCU															
J31	JMU															
F3	UNCW															
F7	at JMU															
F10	at UNCW															
F14	Drexel															
F17	ESPN BracketBusters															
F21	at Drexel															
F24	ODU															

• Games started

SUMNER'S CAREER STATISTICS

Season	G-GS	Min-Avg	FG-A	Pct	3FG-A	Pct	FT-A	Pct	OR-DR	Reb-Avg	PF-FO	A	TO	Blk	St	Pts-Avg
2006-07	2-0	22-11.0	5-11	.455	2-6	.333	0-0	.000	3-0	3-1.5	1-0	2	1	0	1	12-6.0
Career	2-0	22-11.0	5-11	.455	2-6	.333	0-0	.000	3-0	3-1.5	1-0	2	1	0	1	12-6.0

SUMNER'S CAA STATISTICS

Season	G-GS	Min-Avg	FG-A	Pct	3FG-A	Pct	FT-A	Pct	OR-DR	Reb-Avg	PF-FO	A	TO	Blk	St	Pts-Avg
2006-07	0-0	0-0.0	0-0	.000	0-0	.000	0-0	.000	0-0	0-0.0	0-0	0	0	0	0	0-0.0
Career	0-0	0-0.0	0-0	.000	0-0	.000	0-0	.000	0-0	0-0.0	0-0	0	0	0	0	0-0.0

23

CHRIS DARNELL

So. - F - 6-8 - 210 (Fredericksburg, Va./North Stafford)

- Turned in an all-around solid performance against Wagner (11/20) with seven points, five rebounds and a career-high three assists in 15 minutes off the bench
- Came off the bench in Tribe's exhibition win over Barton College, finishing with three points, three rebounds and two assists in 14 minutes of action
- Earned his first career start against Hofstra (2/20/06)
- Averaged 2.6 points and 2.2 rebounds per game in 11.3 minutes per contest
- In his first career game against Maine (11/18/05), knocked down a pair of 3-point field goals on his way to six points, four rebounds and two assists in 15 minutes
- Tallied a season-high eight points on 3-of-5 from the field to go along with a career-best seven rebounds against Delaware (2/15/06)
- Led the team in rebounding on three occasions, including back-to-back games with seven boards against Delaware (2/15/06) and four vs. Hofstra (2/20/06)
- Selected to the Virginia Group AAA All-State Second-Team by the *Associated Press*
- *Free-Lance Star* and district player of the year as a senior
- Set North Stafford High School's career scoring record with 1,464 points
- Averaged 24 points and 10 rebounds a game as a senior
- Also holds school records in rebounds and blocks

SINGLE-GAME HIGHS

POINTS
 Season 7 vs. Wagner (11/20/06)
 Career 8 vs. Delaware (2/15/06)

FIELD GOALS
 Season 3 vs. Wagner (11/20/06)
 Career 3, four times, most recently vs. Wagner (11/20/06)

FIELD GOAL ATTEMPTS
 Season 5 vs. Wagner (11/20/06)
 Career 6 vs. Georgia State (2/4/06)
 6 at UNC Wilmington (1/7/06)

3-POINT FIELD GOALS
 Season 1 vs. Wagner (11/20/06)
 1 at Kansas State (11/11/06)
 Career 2 vs. Maine (11/18/05)

3-POINT FIELD GOAL ATTEMPTS
 Season 1 vs. Wagner (11/20/06)
 1 at Kansas State (11/11/06)
 Career 3 at Towson (12/3/05)

FREE THROWS
 Season None
 Career 2 vs. Hofstra (2/20/06)

FREE THROW ATTEMPTS
 Season None
 Career 2, three times, most recently vs. Hofstra (2/20/06)

REBOUNDS
 Season 5 vs. Wagner (11/20/06)
 Career 7 vs. Delaware (2/15/06)

ASSISTS
 Season 3 vs. Wagner (11/20/06)
 Career 3 vs. Wagner (11/20/06)
 3 vs. Delaware (2/15/06)

STEALS
 Season None
 Career 1 vs. Delaware (2/15/06)
 1 vs. Georgia State (2/4/06)

BLOCKED SHOTS
 Season None
 Career 1, three times, most recently vs. Hofstra (2/20/06)

MINUTES
 Season 15 vs. Wagner (11/20/06)
 Career 21 vs. Delaware (2/15/06)

DARNELL'S 2006-07 GAME-BY-GAME STATISTICS

Date	Opp	Min	FG-A	Pct	3FG-A	Pct	FT-A	Pct	O-D	Tot	PF	A	TO	B	S	Pts
N11	at Kansas St.	9	1-2	.500	1-1	1.000	0-0	.000	0-3	3	1	1	1	0	0	3
N20	Wagner	15	3-5	.600	1-1	1.000	0-0	.000	3-2	5	1	3	1	0	0	7
N25	at Holy Cross															
N28	at Navy															
D1	Jacksonville St.															
D2	Cornell or VMI															
D5	Towson															
D8	North Florida															
D22	UMBC															
D28	Hampton															
D31	Richmond															
J3	at GMU															
J6	Northeastern															
J8	at Georgia St.															
J10	VCU															
J13	at Delaware															
J17	GMU															
J20	at Hofstra															
J24	at ODU															
J27	Georgia State															
J29	at VCU															
J31	JMU															
F3	UNCW															
F7	at JMU															
F10	at UNCW															
F14	Drexel															
F17	ESPN BracketBusters															
F21	at Drexel															
F24	ODU															

* Games started

DARNELL'S CAREER STATISTICS

Season	G-GS	Min-Avg	FG-A	Pct	3FG-A	Pct	FT-A	Pct	OR-DR	Reb-Avg	PF-FO	A	TO	Blk	St	Pts-Avg
2005-06	21-1	237-11.3	23-60	.383	4-18	.222	5-8	.625	14-32	46-2.2	5-0	13	13	3	3	55-2.6
2006-07	2-0	24-12.0	4-7	.571	2-2	1.000	0-0	.000	3-5	8-4.0	2-0	4	2	0	0	10-5.0
Career	23-1	261-11.3	27-67	.403	6-20	.300	5-8	.625	17-37	54-2.3	7-0	17	15	3	3	65-2.8

DARNELL'S CAA STATISTICS

Season	G-GS	Min-Avg	FG-A	Pct	3FG-A	Pct	FT-A	Pct	OR-DR	Reb-Avg	PF-FO	A	TO	Blk	St	Pts-Avg
2005-06	15-1	174-11.6	16-47	.340	2-13	.154	5-8	.625	12-23	35-2.3	3-0	9	10	3	3	39-2.6
2006-07	0-0	0-0.0	0-0	.000	0-0	.000	0-0	.000	0-0	0-0.0	0-0	0	0	0	0	0-0.0
Career	15-1	174-11.6	16-47	.340	2-13	.154	5-8	.625	12-23	35-2.3	3-0	9	10	3	3	39-2.6

SINGLE-GAME HIGHS

POINTS

Season 9 vs. Wagner (11/20/06)
 Career 20 at Virginia Tech (12/27/05)

FIELD GOALS

Season 4 vs. Wagner (11/20/06)
 Career 7 at Virginia Tech (12/27/05)
 7 at Longwood (11/28/05)

FIELD GOAL ATTEMPTS

Season 8 at Kansas State (11/11/06)
 Career 9 at UNC Wilmington (1/7/05)
 9 at Virginia Tech (12/27/05)

3-POINT FIELD GOALS

Season 1 vs. Wagner (11/20/06)
 Career 3 at Drexel (2/23/06)

3-POINT FIELD GOAL ATTEMPTS

Season 3 vs. Wagner (11/20/06)
 Career 4 at Drexel (2/23/06)

FREE THROWS

Season 1 at Kansas State (11/11/06)
 Career 7 at Hampton (11/22/05)

FREE THROW ATTEMPTS

Season 1 at Kansas State (11/11/06)
 Career 9 at Hampton (11/22/05)

REBOUNDS

Season 8 vs. Wagner (11/20/06)
 Career 8 vs. Wagner (11/20/06)

ASSISTS

Season 2 vs. Wagner (11/20/06)
 2 at Kansas State (11/11/06)
 Career 8 vs. Campbell (11/26/05)

STEALS

Season 2 vs. Wagner (11/20/06)
 Career 4 at James Madison (2/11/06)
 4 at Longwood (11/28/05)

BLOCKED SHOTS

Season None
 Career 1 vs. Holy Cross (11/19/05)
 1 vs. Tennessee State (12/10/03)

MINUTES

Season 29 at Kansas State (11/11/06)
 Career 33 vs. Drexel (1/5/06)

24

ADAMPAYTON

Sr. - G - 6-3 - 195 (Burlington, N.J./The Lawrenceville School)

- Pulled down a career best eight rebounds in the Tribe's home-opener against Wagner (11/20)
- Also had nine points, two assists and two steals vs. the Seahawks
- Led the Tribe in scoring with 20 points on 7-of-11 shooting in the exhibition victory over Division II No. 2 Barton College
- Started 26 of 28 games in 2005-06
- Topped W&M in steals in 2005-06, ranking eighth in the CAA
- Ranked third on the team in assists, while ranking fifth in points per game
- Had a career-high 20 points against Virginia Tech (12/27/05) on 7-of-9 shooting and a perfect 5-of-5 from the free throw line
- Turned in an impressive floor game against Campbell with 13 points, a career-high eight assists and seven rebounds
- The eight assists vs. Campbell were a W&M season-high in 2005-06
- Transferred to W&M from Vanderbilt prior to the 2004-05 season
- Played in 52 games over his two years at Vanderbilt, averaging 1.8 points, 0.5 rebounds and 0.7 assists per game

PAYTON'S 2006-07 GAME-BY-GAME STATISTICS

Date	Opp	Min	FG-A	Pct	3FG-A	Pct	FT-A	Pct	O-D	Tot	PF	A	TO	B	S	Pts
N11	at Kansas St.	29	2-8	.250	0-2	.000	1-1	1.000	1-2	3	1	2	3	0	0	5
N20	Wagner	21	4-6	.667	1-3	.333	0-0	.000	1-7	8	1	2	1	0	2	9
N25	at Holy Cross															
N28	at Navy															
D1	Jacksonville St.															
D2	Cornell or VMI															
D5	Towson															
D8	North Florida															
D22	UMBC															
D28	Hampton															
D31	Richmond															
J3	at GMU															
J6	Northeastern															
J8	at Georgia St.															
J10	VCU															
J13	at Delaware															
J17	GMU															
J20	at Hofstra															
J24	at ODU															
J27	Georgia State															
J29	at VCU															
J31	JMU															
F3	UNCW															
F7	at JMU															
F10	at UNCW															
F14	Drexel															
F17	ESPN BracketBusters															
F21	at Drexel															
F24	ODU															

* Games started

PAYTON'S CAREER STATISTICS

Season	G-GS	Min-Avg	FG-A	Pct	3FG-A	Pct	FT-A	Pct	OR-DR	Reb-Avg	PF-FO	A	TO	Blk	St	Pts-Avg
2002-03†	23-0	179-7.8	10-28	.357	6-12	.500	3-12	.250	0-5	5-0.2	14-0	12	13	0	8	29-1.3
2003-04†	29-0	252-8.7	25-46	.543	5-12	.417	9-18	.500	0-21	21-0.7	14-0	22	25	1	8	64-2.2
2005-06	28-26	675-24.1	70-145	.483	14-30	.467	42-63	.667	23-48	71-2.5	41-1	50	53	1	45	196-7.0
2006-07	2-2	50-25.0	6-14	.429	1-5	.200	1-1	1.000	2-9	11-5.5	2-0	4	4	0	2	14-7.0
Career	82-28	1156-14.1	111-233	.476	26-59	.441	55-94	.585	25-83	108-1.3	71-1	88	95	2	63	303-3.7

† at Vanderbilt

PAYTON'S CAA STATISTICS

Season	G-GS	Min-Avg	FG-A	Pct	3FG-A	Pct	FT-A	Pct	OR-DR	Reb-Avg	PF-FO	A	TO	Blk	St	Pts-Avg
2005-06	18-17	413-22.9	36-86	.419	8-20	.400	15-24	.625	14-26	40-2.2	28-1	28	33	0	24	95-5.3
2006-07	0-0	0-0.0	0-0	.000	0-0	.000	0-0	.000	0-0	0-0.0	0-0	0	0	0	0	0-0.0
Career	18-17	413-22.9	36-86	.419	8-20	.400	15-24	.625	14-26	40-2.2	28-1	28	33	0	24	95-5.3

25

CHRIS STRATTON

Jr. - F - 6-6 - 205 (Burke, Va./Lake Braddock)

- Saw first action of the 2006-07 season against Wagner (11/20) and scored two points
- Walk on forward from Burke, Va.
- Appeared in nine games, averaging 0.3 points and 0.7 rebounds per game in 2005-06
- Notched a season-high two points in six minute of action at Towson (12/3/05)
- Pulled down a season-high three rebounds in the season-opening victory over Maine (11/18/05)
- Played in 14 games and earned first career start against Hofstra (1/31/05) as a freshman
- Scored a career-high four points against Longwood (12/1/04)
- Pulled down four rebounds, including three offensive, at UNC Greensboro (12/20/04)

SINGLE-GAME HIGHS

POINTS
 Season 2 vs. Wagner (11/20/06)
 Career 4 vs. Longwood (12/1/04)

FIELD GOALS
 Season 1 vs. Wagner (11/20/06)
 Career 1, six times, most recently vs. Wagner (11/20/06)

FIELD GOAL ATTEMPTS
 Season 1 vs. Wagner (11/20/06)
 Career 3 at UNC Greensboro (12/20/04)

3-POINT FIELD GOALS
 Season None
 Career None

3-POINT FIELD GOAL ATTEMPTS
 Season None
 Career 1 at George Mason (1/29/05)

FREE THROWS
 Season None
 Career 2 vs. Longwood (12/1/04)

FREE THROW ATTEMPTS
 Season 1 vs. Wagner (11/20/06)
 Career 2 vs. Hofstra (2/20/06)

REBOUNDS
 Season None
 Career 4 at UNC Greensboro (12/20/04)

ASSISTS
 Season None
 Career 1, three times, most recently at Old Dominion (2/9/06)

STEALS
 Season None
 Career 1, three times, most recently vs. Hofstra (2/20/06)

BLOCKED SHOTS
 Season None
 Career 1 vs. Hofstra (2/20/06)

MINUTES
 Season 2 vs. Wagner (11/20/06)
 Career 18 at Hofstra (1/31/05)

STRATTON'S 2006-07 GAME-BY-GAME STATISTICS

Date	Opp	Min	FG-A	Pct	3FG-A	Pct	FT-A	Pct	O-D	Tot	PF	A	TO	B	S	Pts
N11	at Kansas St.						DNP									
N20	Wagner	2	1-1	1.000	0-0	.000	0-0	.000	1-0	1	0	0	0	0	0	2
N25	at Holy Cross															
N28	at Navy															
D1	Jacksonville St.															
D2	Cornell or VMI															
D5	Towson															
D8	North Florida															
D22	UMBC															
D28	Hampton															
D31	Richmond															
J3	at GMU															
J6	Northeastern															
J8	at Georgia St.															
J10	VCU															
J13	at Delaware															
J17	GMU															
J20	at Hofstra															
J24	at ODU															
J27	Georgia State															
J29	at VCU															
J31	JMU															
F3	UNCW															
F7	at JMU															
F10	at UNCW															
F14	Drexel															
F17	ESPN BracketBusters															
F21	at Drexel															
F24	ODU															

* Games started

STRATTON'S CAREER STATISTICS

Season	G-GS	Min-Avg	FG-A	Pct	3FG-A	Pct	FT-A	Pct	OR-DR	Reb-Avg	PF-FO	A	TO	Blk	St	Pts-Avg
2004-05	14-1	82-5.9	5-9	.556	0-1	.000	2-2	1.000	7-7	14-1.0	6-0	2	5	0	1	12-0.9
2005-06	9-0	24-2.7	1-3	.333	0-0	.000	1-2	.500	2-4	6-0.7	1-0	1	1	1	2	3-0.3
2006-07	1-0	2-2.0	1-1	1.000	0-0	.000	0-0	.000	1-0	1-1.0	0-0	0	0	0	0	2-2.0
Career	24-1	108-4.5	7-13	.538	0-1	.000	3-4	.750	10-11	21-0.9	7-0	3	6	1	3	17-0.7

STRATTON'S CAA STATISTICS

Season	G-GS	Min-Avg	FG-A	Pct	3FG-A	Pct	FT-A	Pct	OR-DR	Reb-Avg	PF-FO	A	TO	Blk	St	Pts-Avg
2004-05	7-1	51-7.3	2-3	.667	0-1	.000	0-0	.000	2-3	5-0.7	6-0	0	2	0	1	4-0.6
2005-06	8-0	18-2.3	1-2	.500	0-0	.000	1-2	.500	0-3	3-0.4	1-0	1	1	1	2	3-0.4
2006-07	0-0	0-0.0	0-0	.000	0-0	.000	0-0	.000	0-0	0-0.0	0-0	0	0	0	0	0-0.0
Career	15-1	69-4.6	3-5	.600	0-1	.000	1-2	.500	2-6	8-0.5	7-0	1	3	1	3	7-0.5

SINGLE-GAME HIGHS

POINTS

Season 9 vs. Wagner (11/20/06)
 Career 27 at VCU(2/23/05)

FIELD GOALS

Season 4 vs. Wagner (11/20/06)
 Career 10 at Hofstra (1/24/04)

FIELD GOAL ATTEMPTS

Season 10 vs. Wagner (11/20/06)
 Career 18 at Northeastern (2/2/06)

3-POINT FIELD GOALS

Season None
 Career None

3-POINT FIELD GOAL ATTEMPTS

Season None
 Career None

FREE THROWS

Season 1 vs. Wagner (11/20/06)
 Career 13 at VCU (2/23/05)

FREE THROW ATTEMPTS

Season 2 vs. Wagner (11/20/06)
 Career 2 at Kansas State (11/11/06)
 Career 17, Delaware (2/11/04)

REBOUNDS

Season 5 vs. Wagner (11/20/06)
 Career 13, three times, most recently
 at Towson (2/26/05)

ASSISTS

Season 1 at Kansas State (11/11/06)
 Career 4 vs. Towson (2/18/04)
 Career 4 at Virginia (1/5/04)

STEALS

Season None
 Career 3, three times, most recently
 James Madison (2/16/05)

BLOCKED SHOTS

Season None
 Career 3 at UNC Greensboro (12/20/04)

MINUTES

Season 14 at Kansas State (11/11/06)
 Career 40 vs. George Mason (2/12/05)

45

COREY COFIELD

Sr. - F - 6-5 - 245 (Newton, Mass./Roxbury Latin)

- Moved into 24th on the career scoring list passing Bob Sherwood with nine points against Wagner (11/20) to bring his career total to 1,052
- Pulled down five rebounds vs. the Seahawks
- Logged 21 minutes and finished with seven points, four rebounds and three assists against Barton College
- Topped W&M in rebounding and field-goal percentage for the second straight season in 2005-06 with 4.7 per contest and .554 (112-of-202), respectively
- His .554 field-goal percentage ranked sixth in school history, behind his .563 percentage of 2003-04
- Became the 14th player in W&M history to garner 1,000 points and 500 rebounds during his career
- Career field-goal percentage of .530 (357-of-674) ranks sixth in W&M history
- Notched his 12th career double-double with 19 points and 11 rebounds at Northeastern (2/2/06)
- A Third-Team All-CAA selection in 2003-04 and in 2004-05
- 2004 CAA Rookie of the Year
- Named MVP of the W&M Tip-Off Classic in 2004, and garnered CAA Player of the Week honors following the performance
- His .804 free throw percentage in 2004-05 ranked as the 17th-best in school history, while his 144 free throws during his sophomore season was the 10th-best total

COFIELD'S 2006-07 GAME-BY-GAME STATISTICS

Date	Opp	Min	FG-A	Pct	3FG-A	Pct	FT-A	Pct	O-D	Tot	PF	A	TO	B	S	Pts
N11	at Kansas St.	14	2-4	.500	0-0	.000	0-2	.000	0-0	0	0	1	1	0	0	4
N20	Wagner	13	4-10	.400	0-0	.000	1-2	.500	0-5	5	4	0	4	0	0	9
N25	at Holy Cross															
N28	at Navy															
D1	Jacksonville St.															
D2	Cornell or VMI															
D5	Towson															
D8	North Florida															
D22	UMBC															
D28	Hampton															
D31	Richmond															
J3	at GMU															
J6	Northeastern															
J8	at Georgia St.															
J10	VCU															
J13	at Delaware															
J17	GMU															
J20	at Hofstra															
J24	at ODU															
J27	Georgia State															
J29	at VCU															
J31	JMU															
F3	UNCW															
F7	at JMU															
F10	at UNCW															
F14	Drexel															
F17	ESPN BracketBusters															
F21	at Drexel															
F24	ODU															

* Games started

COFIELD'S CAREER STATISTICS

Season	G-GS	Min-Avg	FG-A	Pct	3FG-A	Pct	FT-A	Pct	OR-DR	Reb-Avg	PF-FO	A	TO	Blk	St	Pts-Avg
2003-04	28-21	782-27.9	126-224	.563	0-0	.000	118-186	.634	72-113	185-6.6	61-0	37	70	9	29	370-13.2
2004-05	29-27	833-28.7	119-248	.480	0-0	.000	144-179	.804	79-121	200-6.9	72-3	26	88	17	21	382-13.2
2005-06	28-15	625-22.3	112-202	.554	0-0	.000	63-92	.685	61-71	132-4.7	56-1	28	57	5	25	287-10.3
2006-07	2-0	27-13.5	6-14	.429	0-0	.000	1-4	.000	0-5	5-2.5	4-0	0	4	0	0	13-6.5
Career	87-63	2267-26.1	363-688	.528	0-0	.000	326-461	.707	212-310	522-6.0	193-4	91	219	31	75	1052-12.1

COFIELD'S CAA STATISTICS

Season	G-GS	Min-Avg	FG-A	Pct	3FG-A	Pct	FT-A	Pct	OR-DR	Reb-Avg	PF-FO	A	TO	Blk	St	Pts-Avg
2003-04	18-16	565-31.4	92-164	.561	0-0	.000	89-133	.669	49-86	135-7.5	40-0	24	54	7	20	273-15.2
2004-05	18-16	532-29.6	81-167	.485	0-0	.000	100-123	.813	55-74	129-7.2	44-1	18	61	9	17	262-14.6
2005-06	18-11	390-21.7	60-116	.517	0-0	.000	38-56	.679	36-39	75-4.2	29-0	19	30	3	20	158-8.8
2006-07	0-0	0-0.0	0-0	.000	0-0	.000	0-0	.000	0-0	0-0.0	0-0	0	0	0	0	0-0.0
Career	54-43	1487-27.5	233-447	.521	0-0	.000	227-312	.728	140-199	339-6.3	113-1	61	145	19	57	693-12.8



THE LAST TIME...

TEAM

Played AP No. 1 team: at #1 Duke, L - 97-61, 12/30/91
 Defeated team ranked 2-10 by AP: vs. #2 North Carolina, 78-75, 12/7/77
 Defeated A.P. top 25 on the road: at #8 West Virginia, 89-76, 3/3/61

W&M INDIVIDUALS

Had a triple-double: not since 1986-87
 Had a double-double: Corey Cofield (19 pts., 11 rebs.) at Northeastern, 2/2/06
 Had 30-plus points and 10-plus rebounds: Jeff Cohen (49 pts., 31 rebs.) vs. Richmond, 2/25/61
 Four players in double figures: Calvin Baker (18), Corey Cofield (15), Laimis Kiselius (14) and Taylor Mokris (11) vs. Georgia State, 2/4/06
 Five players in double figures: Brian Hutt (13), Corey Cofield (12), Calvin Baker (11), Laimis Kiselius (10) and Taylor Mokris (10) at James Madison 2/11/06
 Scored 30-39 points: Adam Hess (36) at Drexel, 2/7/04
 Scored 40-49 points: Jeff Cohen (49) vs. Richmond, 2/25/61
 Two or more players score 20-29 points in the same game: Nick D'Antoni (25) and Nathan Mann (25) vs. George Mason, 2/12/05
 Perfect at FT line (10 att.): Adam Hess (12-12) vs. VCU, 1/18/03
 Perfect beyond 3-point line (5 att.): Never
 Had 15-19 Rebounds: Adam Hess (15) at VCU, 2/25/02
 Had 10 or more assists: Nick D'Antoni (11) at George Mason, 1/31/04
 Had 6 or more steals: Adam Hess (6) at George Mason, 1/31/04
 Had 5 or more blocked shots: David Cully (10) vs. George Mason, 2/26/96

OPPONENT INDIVIDUALS

Had a triple-double: Michael Anderson (10 pts., 11 rebs., 10 assts.), Drexel, 11/30/85
 Had a double-double: Akeem Wright (10 pts, 13 reb.), Kansas State, 11/11/06
 Four players in double figures: Loren Stokes (19 pts.), Antoine Aguido (16) Aurimas Kieza, Adrian Uter (14), Hofstra, 2/20/06
 Five players in double figures: Jose Juan Barea (17 pts.), Shawn James, Adrian Martinez (13), Bennett Davis, Aaron Davis (11), Northeastern, 2/2/06
 Six players in double figures: Vic Hamilton (24), Jonathan Kerner (16), Deron Rippey (14), Tim Basham (11), Othello Meadows (11), and Tony Parham (11), East Carolina, 2/14/96
 Scored 30-39 points: Nick George (36 pts.), VCU, 2/23/05
 Scored 40-49 points: Anton Gill (40 pts.), East Carolina, 1/19/94
 Two or more players score 20-29 points in the same game: Jerrell Dinkins (22), John Zito (20), UMBC, 12/17/05
 Perfect at FT line (10 att.): Bill Mayew (14-14), UNCW, 1/29/97
 Perfect beyond 3-point line (5 att.): Never
 Had 15-19 Rebounds: Rick Edwards and Eric Poole (15 Rebs.), Richmond, 2/8/97

Had 10 or more assists: Torey Thomas (10), Holy Cross, 11/19/05
 Had 6 or more steals: John Goldsberry (6), UNC Wilmington, 1/7/06
 Had 5 or more blocked shots: Shawn James (8), Northeastern, 2/2/06

W&M FIELD GOAL SHOOTING

Shot 50 percent or better: .500 vs. Wagner, 11/20/06
 Shot 60 percent or better: .633 vs. Georgia State, 2/4/06
 Shot 70 percent or better: .746 vs. Virginia Wesleyan, 2/1/84
 Made 30-39 field goals: 32 vs. Wagner, 11/20/06
 Made 40-49 field goals: 43 vs. George Mason, 2/27/95
 Made 50 or more field goals: not since 1986-87
 Attempted 60-69 field goals: 64 vs. Wagner, 11/20/06
 Attempted 70-79 field goals: 72 at Northeastern, 2/2/06
 Attempted 80-89 field goals: 84 vs. George Mason, 2/12/05
 Attempted 90 or more field goals: not since 1986-87

OPPONENT FIELD GOAL SHOOTING

Shot 50 percent or better: .556, VCU, 2/25/06
 Shot 60 percent or better: .614, George Mason, 1/29/05
 Shot 70 percent or better: .705, Navy, 3/8/85
 Made 30-39 field goals: 32, Hofstra, 2/20/06
 Made 40-49 field goals: 40, George Mason, 2/27/95
 Made 50 or more field goals: not since 1986-87
 Attempted 60-69 field goals: 62, Northeastern, 2/2/06
 Attempted 70-79 field goals: 71, Old Dominion, 2/9/06
 Attempted 80-89 field goals: 80, Kansas State, 11/11/06
 Attempted 90 or more field goals: 94, George Mason, 2/27/95

W&M THREE-POINT SHOOTING

Shot 50 percent or better: .500 vs. UNC-Greensboro, 12/21/05
 Shot 60 percent or better: .750 vs. Old Dominion, 2/16/01
 Shot 70-79 percent: .750 vs. Old Dominion, 2/17/01
 Made 10-14 3-point field goals: 13 vs. George Mason, 2/12/05
 Made 15 or more 3-pt. field goals: 16 vs. George Mason, 1/24/96
 Attempted 20-29 3-point field goals: 21 at Kansas State, 11/11/06
 Attempted 30-39 3-point field goals: 34 at Radford, 11/24/03

OPPONENT THREE-POINT SHOOTING

Shot 50 percent or better: .500 at George Mason, 1/26/06
 Shot 60 percent or better: .692 vs. George Mason, 1/12/06
 Shot 70-79 percent: .750 vs. Richmond, 11/30/88
 Shot 80 percent or better: .800 vs. Wake Forest, 2/4/91
 Made 10-14 3-point field goals: 10 vs. James Madison, 1/28/06
 Made 15 or more 3-point field goals: 17 at VCU, 2/19/03
 Attempted 20-29 3-point field goals: 29 at Kansas State, 11/11/06
 Attempted 30-39 3-point field goals: 31 vs. Wagner, 11/20/06



THE LAST TIME...

W&M FREE THROW SHOOTING

Shot 80 percent or better: .900 vs. Hofstra, 2/20/06
Shot 90 percent or better: .900 vs. Hofstra, 2/20/06
Shot 100 percent: 1.000 at Drexel, 2/7/04
Made 20-29 free throws: 23 vs. James Madison, 1/28/06
Made 30-39 free throws: 32 vs. Hartford, 11/19/04
Made 40 or more free throws: not since 1986-87
Attempted 10 or fewer free throws: 10 vs. Hofstra, 2/20/06
Attempted 30-39 free throws: 37 vs. Old Dominion, 1/21/06
Attempted 40-49 free throws: 41 vs. Hartford, 11/19/04
Attempted 50-59 free throws: not since 1986-87
Attempted 60 or more free throws: not since 1986-87

OPPONENT FREE THROW SHOOTING

Shot 80 percent or better: .889 vs. VCU, 3/3/06
Shot 90 percent or better: .923 vs. Delaware, 2/15/06
Shot 100 percent: 1.000 at George Mason, 1/26/06
Made 20-29 free throws: 21 vs. VCU, 2/25/06
Made 30-39 free throws: 32 at George Mason, 1/3/02
Made 40 or more free throws: not since 1986-87
Attempted 10 or fewer free throws: 8 at Old Dominion, 2/9/06
Attempted 30-39 free throws: 33 vs. Georgia State, 2/4/06
Attempted 40-49 free throws: 42 at George Mason, 1/3/02
Attempted 50-59 free throws: not since 1986-87
Attempted 60 or more free throws: not since 1986-87

W&M SCORING

Scored 80 or more points: 90 vs. Georgia State, 2/4/06
Scored 90 or more points: 90 vs. Georgia State, 2/4/06
Scored 100 or more points: 101 vs. Elon, 12/22/98
Scored 110 or more points: 116 vs. George Mason, 2/27/94

OPPONENT SCORING

Scored 80 or more points: 82 vs. Hofstra, 2/20/06
Scored 90 or more points: 91 at VCU, 2/23/05
Scored 100 or more points: 104 vs. George Mason, 2/12/05
Scored 110 or more points: 127 at Virginia Tech, 1/29/73

W&M REBOUNDING

Had 40 or more rebounds: 42 vs. Wagner, 11/20/06
Had 50 or more rebounds: 51 vs. Maine, 11/18/06
Had 60 or more rebounds: 67 vs. Marymount, 11/29/95

OPPONENT REBOUNDING

Had 40 or more rebounds: 40 at Old Dominion, 2/9/06
Had 50 or more rebounds: 59 at Kansas State, 11/11/06
Had 60 or more rebounds: not since 1986-87

W&M ASSISTS

Had 20 or more assists: 25 vs. Georgia State, 2/4/06
Had 30 or more assists: 33 vs. George Mason, 2/27/95

OPPONENT ASSISTS

Had 20 or more assists: 20 vs. Hofstra, 2/20/06
Had 30 or more assists: not since 1986-87

W&M BLOCKED SHOTS

Had 10 or more blocked shots: 17 vs. George Mason, 2/26/96

OPPONENT BLOCKED SHOTS

Had 10 or more blocked shots: 13 vs. Drexel, 1/5/06

W&M STEALS

Had 10 or more steals: 10 vs. UNC-Greensboro, 12/21/05
Had 15 or more steals: 19 at Virginia Tech, 12/23/03

OPPONENT STEALS

Had 10 or more steals: 12 vs. VCU, 3/3/06
Had 15 or more steals: 19 at Towson, 12/3/05

MISCELLANEOUS

Two W&M PLAYERS HAD A DOUBLE-DOUBLE IN THE SAME GAME:

Adam Hess (23 pts., 10 rebs.) and Zeb Cope (11 pts., 11 rebs.) vs. Towson, 3/5/04

W&M PLAYER LED THE TEAM IN POINTS, REBOUNDS AND ASSISTS IN THE SAME GAME:

David Schneider (18 points, 9 rebounds, 7 assists) at Kansas State, 11/11/06

W&M PLAYED 2OT:

vs. George Mason, 2/12/05 (L, 104-99)

W&M PLAYED 3OT:

vs. Virginia Tech, 1/21/81 (W 48-46)

W&M PLAYED 4OT:

Never

W&M SHOT 60 PERCENT FROM THE FLOOR IN A HALF:

.600 (Overtime) vs. Delaware, 2/15/06

W&M SHOT 70 PERCENT FROM THE FLOOR IN A HALF:

.739 (2nd Half) vs. Georgia State, 2/4/06

W&M Shot less than 30 percent from the floor in a half:

.250 (1st Half) at Georgia State, 1/14/06

W&M OVERCAME A DEFICIT IN THE FINAL FIVE MINUTES TO WIN A GAME:

Overcame 66-59 deficit to win 72-70 at James Madison, 2/11/06

W&M OVERCAME A HALFTIME DEFICIT IN TWO CONSECUTIVE GAMES:

Overcame 27-28 deficit to win 59-58 (Davidson, A, 11/27/90)

Overcame 33-34 deficit to win 73-71 (Army, H, 11/29/90)



**GAME 1
KANSAS STATE 70, W&M 60
NOVEMBER 11, 2006**

W&M	tot-fg		3-pt		ft	fta	rebounds			pf	tp	a	to	blk	s	min
	fg	fga	fg	fga			of	de	tot							
13 Kisielius f	5	7	3	3	3	4	1	1	2	3	16	2	3	0	1	35
15 Stein f	2	4	0	0	0	0	3	3	6	4	4	2	2	0	0	20
02 Schneider g	5	14	3	9	5	7	1	8	9	4	18	7	5	0	4	38
11 Mann g	2	6	1	5	0	0	1	0	1	5	5	1	1	0	1	20
24 Payton g	2	8	0	2	1	1	1	2	3	1	5	2	3	0	0	29
00 Hess	1	3	0	0	1	4	1	2	3	3	3	0	1	1	0	11
03 Trumbower	0	0	0	0	0	0	0	1	1	0	0	0	1	0	0	2
04 Smith	1	4	0	0	0	0	1	2	3	2	2	0	0	0	0	13
20 Carrabine	0	0	0	0	0	0	0	0	0	0	0	0	0	0	0	3
22 Sumner	0	1	0	1	0	0	0	0	0	1	0	0	1	0	0	6
23 Darnell	1	2	1	1	0	0	0	3	3	1	3	1	1	0	0	9
45 Cofield	2	4	0	0	0	2	0	0	0	0	4	1	1	0	0	14
Team							1	5	6							
Totals	21	53	8	21	10	18	10	27	37	24	60	16	19	1	6	200

TOTAL FG% 1st Half: 10-25 40.0% 2nd Half: 11-28 39.3% Game: 39.6%
 3-Pt. FG% 1st Half: 4-9 44.4% 2nd Half: 4-12 33.3% Game: 38.1%
 F Throw % 1st Half: 3-5 60.0% 2nd Half: 7-13 53.8% Game: 55.6%

Kansas State	tot-fg		3-pt		ft	fta	rebounds			pf	tp	a	to	blk	s	min
	fg	fga	fg	fga			of	de	tot							
20 Martin f	2	9	0	2	1	2	3	1	4	4	5	0	1	0	0	12
50 Colon f	1	2	0	0	2	2	3	4	7	3	4	1	0	0	0	20
02 Young g	4	13	1	5	2	4	1	2	3	4	11	5	4	1	2	25
03 Harris g	8	19	3	9	3	4	3	4	7	0	22	1	1	2	2	34
15 Hoskins g	4	15	1	7	6	9	5	2	7	2	15	2	1	0	1	30
05 Stewart	1	9	0	3	0	0	1	1	2	1	2	4	1	0	2	20
14 Afeli	0	1	0	0	0	0	2	1	3	1	0	0	0	0	0	5
31 Merriewether	0	0	0	0	0	0	0	0	0	0	0	0	0	0	0	0+
34 Wright	4	11	1	3	1	2	5	8	13	2	10	3	1	1	1	34
55 Bennett	0	1	0	0	1	4	2	1	3	1	1	0	0	4	0	20
TEAM							7	3	10							
Totals	24	80	6	29	16	27	32	27	59	18	70	16	9	8	8	200

TOTAL FG% 1st Half: 13-44 29.5% 2nd Half: 11-36 30.6% Game: 30.0%
 3-Pt. FG% 1st Half: 3-15 20.0% 2nd Half: 3-14 21.4% Game: 20.7%
 F Throw % 1st Half: 5-9 55.6% 2nd Half: 11-18 61.1% Game: 59.3%

Officials: Steve Olson, Brad Ferrie, John Moore
 Technical fouls: William & Mary-None. Kansas State-None.
 Attendance: 11390

Score by Periods	1st	2nd	Total
William & Mary	27	33	60
Kansas State	34	36	70

**GAME 2
W&M 77, WAGNER 53
NOVEMBER 20, 2006**

Wagner	tot-fg		3-pt		ft	fta	rebounds			pf	tp	a	to	blk	s	min
	fg	fga	fg	fga			of	de	tot							
15 Ulrich f	1	2	0	1	1	3	0	5	5	5	3	0	1	0	0	19
20 Smith f	1	5	1	2	1	2	2	3	5	3	4	2	3	0	1	27
34 Radford f	3	6	0	0	1	5	5	0	5	2	7	0	1	0	1	15
23 Porter g	3	9	2	7	2	6	1	5	6	2	10	6	9	1	1	34
33 Drummond g	3	5	0	1	0	0	2	4	6	0	6	1	3	0	0	23
04 Vitale	3	7	2	6	1	1	0	3	3	2	9	1	0	0	0	28
05 Mundweiler	3	13	3	11	2	2	0	1	1	2	11	0	2	0	0	29
11 Duty	0	1	0	1	0	0	0	1	1	0	0	0	0	0	0	7
31 Callahan	0	1	0	0	0	0	0	0	0	0	0	0	0	0	0	1
51 Nielsen	0	2	0	2	3	4	0	0	0	1	3	0	0	0	0	12
55 Orock	0	1	0	0	0	0	0	1	1	0	0	0	0	0	0	5
Team							1	4	5							
Totals	17	52	8	31	11	23	11	27	38	17	53	10	19	1	3	200

TOTAL FG% 1st Half: 7-22 31.8% 2nd Half: 10-30 33.3% Game: 32.7%
 3-Pt. FG% 1st Half: 3-14 21.4% 2nd Half: 5-17 29.4% Game: 25.8%
 F Throw % 1st Half: 3-10 30.0% 2nd Half: 8-13 61.5% Game: 47.8%

W&M	tot-fg		3-pt		ft	fta	rebounds			pf	tp	a	to	blk	s	min
	fg	fga	fg	fga			of	de	tot							
13 Kisielius f	8	12	2	4	0	1	0	2	2	4	18	1	3	0	3	28
15 Stein f	1	1	0	0	0	0	0	0	0	4	2	1	1	0	0	7
02 Schneider g	2	3	1	2	3	4	0	2	2	3	8	6	1	0	1	25
11 Mann g	0	6	0	3	0	0	0	3	3	0	0	1	0	1	1	23
24 Payton g	4	6	1	3	0	0	1	7	8	1	9	2	1	0	2	21
00 Hess	1	3	0	0	0	0	0	3	3	2	2	0	1	1	0	8
03 Trumbower	1	2	0	1	0	0	0	1	1	2	2	1	1	0	0	16
04 Smith	1	4	0	0	0	1	1	4	5	3	2	0	0	1	0	12
12 Barnett	0	0	0	0	0	1	0	1	1	1	0	0	0	1	0	2
20 Carrabine	1	1	0	0	2	3	0	1	1	0	4	0	0	0	0	12
22 Sumner	5	10	2	5	0	0	3	0	3	0	12	1	0	0	1	16
23 Darnell	3	5	1	1	0	0	3	2	5	1	7	3	1	0	0	15
25 Stratton	1	1	0	0	0	0	1	0	1	0	2	0	0	0	0	2
45 Cofield	4	10	0	0	1	2	0	5	5	4	9	0	4	0	0	13
Team							1	1	2							
Totals	32	64	7	19	6	12	10	32	42	25	77	16	13	4	8	200

TOTAL FG% 1st Half: 13-29 44.8% 2nd Half: 19-35 54.3% Game: 50.0%
 3-Pt. FG% 1st Half: 4-11 36.4% 2nd Half: 3-8 37.5% Game: 36.8%
 F Throw % 1st Half: 1-4 25.0% 2nd Half: 5-8 62.5% Game: 50.0%

Officials: Harold Harris, Jr., George Harry, Ray Perone
 Technical fouls: Wagner-Ulrich, James. William and Mary-None.
 Attendance: 3197

Score by Periods	1st	2nd	Total
Wagner	20	33	53
William & Mary	31	46	77

2006-07 William and Mary Basketball
William and Mary Season Schedule/Results & Leaders (as of Nov 20, 2006)
All games

RECORD:	OVERALL	HOME	AWAY	NEUTRAL
ALL GAMES.....	(1-1)	(1-0)	(0-1)	(0-0)
CONFERENCE.....	(0-0)	(0-0)	(0-0)	(0-0)
NON-CONFERENCE.....	(1-1)	(1-0)	(0-1)	(0-0)

DATE	TIME	OPPONENT	SCORE	ATTEND	HIGH POINTS	HIGH REBOUNDS
11/11/06	1:00 pm	at Kansas State	60-70 L	11390	(18)Schneider, David	(9)Schneider, David
11/20/06	7:00 PM	WAGNER	W 77-53	3197	(18)Kisielius, Laimis	(8)Payton, Adam

* - Conference game

ATTENDANCE SUMMARY	GAMES	TOTALS	AVG/GAME
HOME.....	1	3197	3197
AWAY.....	1	11390	11390
NEUTRAL.....	0	0	0
TOTAL.....	2	14587	7294

2006-07 William and Mary Basketball
William and Mary Combined Team Statistics (as of Nov 21, 2006)
All games

RECORD:	OVERALL	HOME	AWAY	NEUTRAL
ALL GAMES.....	(1-1)	(1-0)	(0-1)	(0-0)
CONFERENCE.....	(0-0)	(0-0)	(0-0)	(0-0)
NON-CONFERENCE.....	(1-1)	(1-0)	(0-1)	(0-0)

## Player	GP-GS	Min--Avg	---TOTAL---			---3-PTS---			---REBOUNDS---				PF	FO	A	TO	Blk	Stl	Pts	Avg
			FG-FGA	Pct	3FG-FGA	Pct	FT-FTA	Pct	Off	Def	Tot	Avg								
13 Kisielius, Laimis..	2-2	63 31.5	13-19	.684	5-7	.714	3-5	.600	1	3	4	2.0	7	0	3	6	0	4	34	17.0
02 Schneider, David...	2-2	63 31.5	7-17	.412	4-11	.364	8-11	.727	1	10	11	5.5	7	0	13	6	0	5	26	13.0
24 Payton, Adam.....	2-2	50 25.0	6-14	.429	1-5	.200	1-1	1.000	2	9	11	5.5	2	0	4	4	0	2	14	7.0
45 Cofield, Corey.....	2-0	27 13.5	6-14	.429	0-0	.000	1-4	.250	0	5	5	2.5	4	0	1	5	0	0	13	6.5
22 Sumner, Danny.....	2-0	22 11.0	5-11	.455	2-6	.333	0-0	.000	3	0	3	1.5	1	0	1	1	0	1	12	6.0
23 Darnell, Chris.....	2-0	24 12.0	4-7	.571	2-2	1.000	0-0	.000	3	5	8	4.0	2	0	4	2	0	0	10	5.0
15 Stein, Peter.....	2-2	27 13.5	3-5	.600	0-0	.000	0-0	.000	3	3	6	3.0	8	0	3	3	0	0	6	3.0
11 Mann, Nathan.....	2-2	43 21.5	2-12	.167	1-8	.125	0-0	.000	1	3	4	2.0	5	1	2	1	1	2	5	2.5
00 Hess, Steven.....	2-0	19 9.5	2-6	.333	0-0	.000	1-4	.250	1	5	6	3.0	5	0	0	2	2	0	5	2.5
04 Smith, Alex.....	2-0	25 12.5	2-8	.250	0-0	.000	0-1	.000	2	6	8	4.0	5	0	0	0	1	0	4	2.0
25 Stratton, Chris....	1-0	2 2.0	1-1	1.000	0-0	.000	0-0	.000	1	0	1	1.0	0	0	0	0	0	0	2	2.0
20 Kyle Carrabine.....	2-0	15 7.5	1-1	1.000	0-0	.000	2-3	.667	0	1	1	0.5	0	0	0	0	0	0	4	2.0
03 Trumbower, Adam....	2-0	18 9.0	1-2	.500	0-1	.000	0-0	.000	0	2	2	1.0	2	0	1	2	0	0	2	1.0
12 Barnett, Marcus....	1-0	2 2.0	0-0	.000	0-0	.000	0-1	.000	0	1	1	1.0	1	0	0	0	1	0	0	0.0
Team.....									2	6	8	4.0	0		0					
Total.....	2	400	53-117	.453	15-40	.375	16-30	.533	20	59	79	39.5	49	1	32	32	5	14	137	68.5
Opponents.....	2	400	41-132	.311	14-60	.233	27-50	.540	43	54	97	48.5	35	1	26	28	9	11	123	61.5

TEAM STATISTICS	W&M	OPP	DATE	OPPONENT	W/L	SCORE	ATTEND
SCORING.....	137	123	11/11/06	at Kansas State	L	60-70	11390
Points per game.....	68.5	61.5	11/20/06	WAGNER	W	77-53	3197
Scoring margin.....	+7.0	-					
FIELD GOALS-ATT.....	53-117	41-132					
Field goal pct.....	.453	.311					
3 POINT FG-ATT.....	15-40	14-60					
3-point FG pct.....	.375	.233					
3-pt FG made per game..	7.5	7.0					
FREE THROWS-ATT.....	16-30	27-50					
Free throw pct.....	.533	.540					
REBOUNDS.....	79	97					
Rebounds per game.....	39.5	48.5					
Rebounding margin.....	-9.0	-					
ASSISTS.....	32	26					
Assists per game.....	16.0	13.0					
TURNOVERS.....	32	28					
Turnovers per game....	16.0	14.0					
Turnover margin.....	-2.0	-					
Assist/turnover ratio..	1.0	0.9					
STEALS.....	14	11					
Steals per game.....	7.0	5.5					
BLOCKS.....	5	9					
Blocks per game.....	2.5	4.5					
WINNING STREAK.....	1	-					
Home win streak.....	1	-					
ATTENDANCE.....	3197	11390					
Home games-Avg/Game....	1-3197	1-11390					
Neutral site-Avg/Game..	-	0-0					

SCORE BY PERIODS:	1st	2nd	Total
William and Mary.....	58	79	- 137
Opponents.....	54	69	- 123

2006-07 William and Mary Basketball
 William and Mary Team Game-by-Game Comparison (as of Nov 20, 2006)
 All games

Opponent	1st	2nd	Score	Mar	Total FG	FG Pct	3-Pointers	3FG Pct	Free Throws	FT Pct	Rebounds	Assist	TOver	Block	Steal	Fouls		
Kansas State.....	27/34	33/36	60-70	(10)	21-53/24-80	.396/.300	8-21/	6-29	.381/.207	10-18/16-27	.556/.593	37/59	(22)	16/16	19/9	1/8	6/8	24/18
WAGNER.....	31/20	46/33	77-53	+24	32-64/17-52	.500/.327	7-19/	8-31	.368/.258	6-12/11-23	.500/.478	42/38	+4	16/10	13/19	4/1	8/3	25/17

Note: Game totals are displayed in the format TEAM/OPPONENT for each category

2006-07 William and Mary Basketball
William and Mary Team Game-by-Game (as of Nov 20, 2006)
All games

TEAM STATISTICS

Opponent	Date	Score	W/L	---TOTAL---		--3-PTRS--		FT-FTA		Pct		----REBOUNDS----				PF		A		TO		Blk		Stl		Pts---Avg	
				FG-FGA	Pct	3FG-FGA	Pct	Off	Def	Tot	Avg	A	TO	Blk	Stl	Pts	Avg										
at Kansas State	11/11/06	60-70	L	21-53	.396	8-21	.381	10-18	.556	10	27	37	37.0	24	16	19	1	6	60	60.0							
WAGNER	11/20/06	77-53	W	32-64	.500	7-19	.368	6-12	.500	10	32	42	39.5	25	16	13	4	8	77	68.5							
William and Mary		137		53-117	.453	15-40	.375	16-30	.533	20	59	79	39.5	49	32	32	5	14	137	68.5							
Opponents		123		41-132	.311	14-60	.233	27-50	.540	43	54	97	48.5	35	26	28	9	11	123	61.5							

Games played: 2
Points/game: 68.5
FG Pct: 45.3
3FG Pct: 37.5
FT Pct: 53.3

Rebounds/game: 39.5
Assists/game: 16.0
Turnovers/game: 16.0
Assist/turnover ratio: 1.0
Steals/game: 7.0
Blocks/game: 2.5

2006-07 William and Mary Basketball
William and Mary Game-by-Game Points-Rebounds-Assists (as of Nov 20, 2006)
All games

Opponent	Date	Score	WL	00 HESS,STEV	02 SCHNEIDER	03 TRUMBOWER	04 SMITH,ALE	11 MANN,NATH	12 BARNETT,M	13 KISIELIUS	15 STEIN,PET	20 CARRABINE
at Kansas State	11/11/06	60-70	L	3- 3- 0	18- 9- 7	0- 1- 0	2- 3- 0	5- 1- 1	DNP	16- 2- 2	4- 6- 2	0- 0- 0
WAGNER	11/20/06	77-53	W	2- 3- 0	8- 2- 6	2- 1- 1	2- 5- 0	0- 3- 1	0- 1- 0	18- 2- 1	2- 0- 1	4- 1- 0

Opponent	Date	Score	WL	22 SUMNER,DA	23 DARNELL,C	24 PAYTON,AD	25 STRATTON,	45 COFIELD,C
at Kansas State	11/11/06	60-70	L	0- 0- 0	3- 3- 1	5- 3- 2	DNP	4- 0- 1
WAGNER	11/20/06	77-53	W	12- 3- 1	7- 5- 3	9- 8- 2	2- 1- 0	9- 5- 0

2006-07 William and Mary Basketball
William and Mary Combined Team Statistics (as of Nov 20, 2006)
Home games

RECORD:	OVERALL	HOME	AWAY	NEUTRAL
ALL GAMES.....	(1-0)	(1-0)	(0-0)	(0-0)
CONFERENCE.....	(0-0)	(0-0)	(0-0)	(0-0)
NON-CONFERENCE.....	(1-0)	(1-0)	(0-0)	(0-0)

## Player	GP-GS	Min--Avg	---TOTAL---			---3-PTS---		FT-FTA	Pct	----REBOUNDS----				PF	FO	A	TO	Blk	Stl	Pts	Avg
			FG-FGA	Pct	3FG-FGA	Pct	Off			Def	Tot	Avg									
13 Kisielius, Laimis..	1-1	28 28.0	8-12	.667	2-4	.500	0-1	.000	0	2	2	2.0	4	0	1	3	0	3	18	18.0	
22 Sumner, Danny.....	1-0	16 16.0	5-10	.500	2-5	.400	0-0	.000	3	0	3	3.0	0	0	1	0	0	1	12	12.0	
45 Cofield, Corey.....	1-0	13 13.0	4-10	.400	0-0	.000	1-2	.500	0	5	5	5.0	4	0	0	4	0	0	9	9.0	
24 Payton, Adam.....	1-1	21 21.0	4-6	.667	1-3	.333	0-0	.000	1	7	8	8.0	1	0	2	1	0	2	9	9.0	
02 Schneider, David...	1-1	25 25.0	2-3	.667	1-2	.500	3-4	.750	0	2	2	2.0	3	0	6	1	0	1	8	8.0	
23 Darnell, Chris.....	1-0	15 15.0	3-5	.600	1-1	1.000	0-0	.000	3	2	5	5.0	1	0	3	1	0	0	7	7.0	
20 Carrabine, Kyle....	1-0	12 12.0	1-1	1.000	0-0	.000	2-3	.667	0	1	1	1.0	0	0	0	0	0	0	4	4.0	
15 Stein, Peter.....	1-1	7 7.0	1-1	1.000	0-0	.000	0-0	.000	0	0	0	0.0	4	0	1	1	0	0	2	2.0	
25 Stratton, Chris....	1-0	2 2.0	1-1	1.000	0-0	.000	0-0	.000	1	0	1	1.0	0	0	0	0	0	0	2	2.0	
04 Smith, Alex.....	1-0	12 12.0	1-4	.250	0-0	.000	0-1	.000	1	4	5	5.0	3	0	0	0	1	0	2	2.0	
03 Trumbower, Adam....	1-0	16 16.0	1-2	.500	0-1	.000	0-0	.000	0	1	1	1.0	2	0	1	1	0	0	2	2.0	
00 Hess, Steven.....	1-0	8 8.0	1-3	.333	0-0	.000	0-0	.000	0	3	3	3.0	2	0	1	1	0	2	2.0		
11 Mann, Nathan.....	1-1	23 23.0	0-6	.000	0-3	.000	0-0	.000	0	3	3	3.0	0	0	1	0	1	1	0	0.0	
12 Barnett, Marcus....	1-0	2 2.0	0-0	.000	0-0	.000	0-1	.000	0	1	1	1.0	1	0	0	0	1	0	0	0.0	
Team.....									1	1	2	2.0	0		0						

Total.....	1	200	32-64	.500	7-19	.368	6-12	.500	10	32	42	42.0	25	0	16	13	4	8	77	77.0
Opponents.....	1	200	17-52	.327	8-31	.258	11-23	.478	11	27	38	38.0	17	1	10	19	1	3	53	53.0

TEAM STATISTICS	W&M	OPP	DATE	OPPONENT	W/L	SCORE	ATTEND
SCORING.....	77	53	11/20/06	WAGNER	W	77-53	3197
Points per game.....	77.0	53.0					
Scoring margin.....	+24.0	-					
FIELD GOALS-ATT.....	32-64	17-52					
Field goal pct.....	.500	.327					
3 POINT FG-ATT.....	7-19	8-31					
3-point FG pct.....	.368	.258					
3-pt FG made per game..	7.0	8.0					
FREE THROWS-ATT.....	6-12	11-23					
Free throw pct.....	.500	.478					
REBOUNDS.....	42	38					
Rebounds per game.....	42.0	38.0					
Rebounding margin.....	+4.0	-					
ASSISTS.....	16	10					
Assists per game.....	16.0	10.0					
TURNOVERS.....	13	19					
Turnovers per game....	13.0	19.0					
Turnover margin.....	+6.0	-					
Assist/turnover ratio..	1.2	0.5					
STEALS.....	8	3					
Steals per game.....	8.0	3.0					
BLOCKS.....	4	1					
Blocks per game.....	4.0	1.0					
WINNING STREAK.....	1	-					
Home win streak.....	1	-					
ATTENDANCE.....	3197	0					
Home games-Avg/Game....	1-3197	0-0					
Neutral site-Avg/Game..	-	0-0					

SCORE BY PERIODS:	1st	2nd	Total
William and Mary.....	31	46	- 77
Opponents.....	20	33	- 53

2006-07 William and Mary Basketball
William and Mary Combined Team Statistics (as of Nov 20, 2006)
Away games

RECORD:	OVERALL	HOME	AWAY	NEUTRAL
ALL GAMES.....	(0-1)	(0-0)	(0-1)	(0-0)
CONFERENCE.....	(0-0)	(0-0)	(0-0)	(0-0)
NON-CONFERENCE.....	(0-1)	(0-0)	(0-1)	(0-0)

## Player	GP-GS	Min--Avg	---TOTAL---		---3-PTS---		---FT-FTA		---REBOUNDS---				PF	FO	A	TO	Blk	Stl	Pts	Avg
			FG-FGA	Pct	3FG-FGA	Pct	Pct	Off	Def	Tot	Avg									
02 Schneider, David...	1-1	38 38.0	5-14	.357	3-9	.333	5-7	.714	1	8	9	9.0	4	0	7	5	0	4	18	18.0
13 Kisielius, Laimis..	1-1	35 35.0	5-7	.714	3-3	1.000	3-4	.750	1	1	2	2.0	3	0	2	3	0	1	16	16.0
24 Payton, Adam.....	1-1	29 29.0	2-8	.250	0-2	.000	1-1	1.000	1	2	3	3.0	1	0	2	3	0	0	5	5.0
11 Mann, Nathan.....	1-1	20 20.0	2-6	.333	1-5	.200	0-0	.000	1	0	1	1.0	5	1	1	1	0	1	5	5.0
15 Stein, Peter.....	1-1	20 20.0	2-4	.500	0-0	.000	0-0	.000	3	3	6	6.0	4	0	2	2	0	0	4	4.0
45 Cofield, Corey.....	1-0	14 14.0	2-4	.500	0-0	.000	0-2	.000	0	0	0	0.0	0	0	1	1	0	0	4	4.0
23 Darnell, Chris.....	1-0	9 9.0	1-2	.500	1-1	1.000	0-0	.000	0	3	3	3.0	1	0	1	1	0	0	3	3.0
00 Hess, Steven.....	1-0	11 11.0	1-3	.333	0-0	.000	1-4	.250	1	2	3	3.0	3	0	0	1	1	0	3	3.0
04 Smith, Alex.....	1-0	13 13.0	1-4	.250	0-0	.000	0-0	.000	1	2	3	3.0	2	0	0	0	0	0	2	2.0
20 Kyle Carrabine.....	1-0	3 3.0	0-0	.000	0-0	.000	0-0	.000	0	0	0	0.0	0	0	0	0	0	0	0	0.0
03 Trumbower, Adam....	1-0	2 2.0	0-0	.000	0-0	.000	0-0	.000	0	1	1	1.0	0	0	0	1	0	0	0	0.0
22 Sumner, Danny.....	1-0	6 6.0	0-1	.000	0-1	.000	0-0	.000	0	0	0	0.0	1	0	0	1	0	0	0	0.0
Team.....									1	5	6	6.0	0			0				

Total.....	1	200	21-53	.396	8-21	.381	10-18	.556	10	27	37	37.0	24	1	16	19	1	6	60	60.0
Opponents.....	1	200	24-80	.300	6-29	.207	16-27	.593	32	27	59	59.0	18	0	16	9	8	8	70	70.0

TEAM STATISTICS	W&M	OPP	DATE	OPPONENT	W/L	SCORE	ATTEND
SCORING.....	60	70	11/11/06	at Kansas State	L	60-70	11390
Points per game.....	60.0	70.0					
Scoring margin.....	-10.0	-					
FIELD GOALS-ATT.....	21-53	24-80					
Field goal pct.....	.396	.300					
3 POINT FG-ATT.....	8-21	6-29					
3-point FG pct.....	.381	.207					
3-pt FG made per game..	8.0	6.0					
FREE THROWS-ATT.....	10-18	16-27					
Free throw pct.....	.556	.593					
REBOUNDS.....	37	59					
Rebounds per game.....	37.0	59.0					
Rebounding margin.....	-22.0	-					
ASSISTS.....	16	16					
Assists per game.....	16.0	16.0					
TURNOVERS.....	19	9					
Turnovers per game.....	19.0	9.0					
Turnover margin.....	-10.0	-					
Assist/turnover ratio..	0.8	1.8					
STEALS.....	6	8					
Steals per game.....	6.0	8.0					
BLOCKS.....	1	8					
Blocks per game.....	1.0	8.0					
WINNING STREAK.....	0	-					
Home win streak.....	0	-					
ATTENDANCE.....	0	11390					
Home games-Avg/Game....	0-0	1-11390					
Neutral site-Avg/Game..	-	0-0					

SCORE BY PERIODS:	1st	2nd	Total
William and Mary.....	27	33	60
Opponents.....	34	36	70

2006-07 William and Mary Basketball
William and Mary Combined Team Statistics (as of Nov 20, 2006)
Games won

RECORD:	OVERALL	HOME	AWAY	NEUTRAL
ALL GAMES.....	(1-0)	(1-0)	(0-0)	(0-0)
CONFERENCE.....	(0-0)	(0-0)	(0-0)	(0-0)
NON-CONFERENCE.....	(1-0)	(1-0)	(0-0)	(0-0)

## Player	GP-GS	Min--Avg	---TOTAL---			---3-PTS---		FT-FTA	Pct	---REBOUNDS---				PF	FO	A	TO	Blk	Stl	Pts	Avg
			FG-FGA	Pct	3FG-FGA	Pct	Off			Def	Tot	Avg									
13 Kisielius, Laimis..	1-1	28 28.0	8-12	.667	2-4	.500	0-1	.000	0	2	2	2.0	4	0	1	3	0	3	18	18.0	
22 Sumner, Danny.....	1-0	16 16.0	5-10	.500	2-5	.400	0-0	.000	3	0	3	3.0	0	0	1	0	0	1	12	12.0	
45 Cofield, Corey.....	1-0	13 13.0	4-10	.400	0-0	.000	1-2	.500	0	5	5	5.0	4	0	0	4	0	0	9	9.0	
24 Payton, Adam.....	1-1	21 21.0	4-6	.667	1-3	.333	0-0	.000	1	7	8	8.0	1	0	2	1	0	2	9	9.0	
02 Schneider, David...	1-1	25 25.0	2-3	.667	1-2	.500	3-4	.750	0	2	2	2.0	3	0	6	1	0	1	8	8.0	
23 Darnell, Chris.....	1-0	15 15.0	3-5	.600	1-1	1.000	0-0	.000	3	2	5	5.0	1	0	3	1	0	0	7	7.0	
20 Carrabine, Kyle....	1-0	12 12.0	1-1	1.000	0-0	.000	2-3	.667	0	1	1	1.0	0	0	0	0	0	0	4	4.0	
15 Stein, Peter.....	1-1	7 7.0	1-1	1.000	0-0	.000	0-0	.000	0	0	0	0.0	4	0	1	1	0	0	2	2.0	
25 Stratton, Chris....	1-0	2 2.0	1-1	1.000	0-0	.000	0-0	.000	1	0	1	1.0	0	0	0	0	0	0	2	2.0	
04 Smith, Alex.....	1-0	12 12.0	1-4	.250	0-0	.000	0-1	.000	1	4	5	5.0	3	0	0	0	1	0	2	2.0	
03 Trumbower, Adam....	1-0	16 16.0	1-2	.500	0-1	.000	0-0	.000	0	1	1	1.0	2	0	1	1	0	0	2	2.0	
00 Hess, Steven.....	1-0	8 8.0	1-3	.333	0-0	.000	0-0	.000	0	3	3	3.0	2	0	1	1	0	0	2	2.0	
11 Mann, Nathan.....	1-1	23 23.0	0-6	.000	0-3	.000	0-0	.000	0	3	3	3.0	0	0	1	0	1	1	0	0.0	
12 Barnett, Marcus....	1-0	2 2.0	0-0	.000	0-0	.000	0-1	.000	0	1	1	1.0	1	0	0	0	1	0	0	0.0	
Team.....									1	1	2	2.0	0		0						
Total.....	1	200	32-64	.500	7-19	.368	6-12	.500	10	32	42	42.0	25	0	16	13	4	8	77	77.0	
Opponents.....	1	200	17-52	.327	8-31	.258	11-23	.478	11	27	38	38.0	17	1	10	19	1	3	53	53.0	

TEAM STATISTICS	W&M	OPP	DATE	OPPONENT	W/L	SCORE	ATTEND
SCORING.....	77	53	11/20/06	WAGNER	W	77-53	3197
Points per game.....	77.0	53.0					
Scoring margin.....	+24.0	-					
FIELD GOALS-ATT.....	32-64	17-52					
Field goal pct.....	.500	.327					
3 POINT FG-ATT.....	7-19	8-31					
3-point FG pct.....	.368	.258					
3-pt FG made per game..	7.0	8.0					
FREE THROWS-ATT.....	6-12	11-23					
Free throw pct.....	.500	.478					
REBOUNDS.....	42	38					
Rebounds per game.....	42.0	38.0					
Rebounding margin.....	+4.0	-					
ASSISTS.....	16	10					
Assists per game.....	16.0	10.0					
TURNOVERS.....	13	19					
Turnovers per game....	13.0	19.0					
Turnover margin.....	+6.0	-					
Assist/turnover ratio..	1.2	0.5					
STEALS.....	8	3					
Steals per game.....	8.0	3.0					
BLOCKS.....	4	1					
Blocks per game.....	4.0	1.0					
WINNING STREAK.....	1	-					
Home win streak.....	1	-					
ATTENDANCE.....	3197	0					
Home games-Avg/Game....	1-3197	0-0					
Neutral site-Avg/Game..	-	0-0					

SCORE BY PERIODS:	1st	2nd	Total
William and Mary.....	31	46	77
Opponents.....	20	33	53

2006-07 William and Mary Basketball
William and Mary Combined Team Statistics (as of Nov 20, 2006)
Games lost

RECORD:	OVERALL	HOME	AWAY	NEUTRAL
ALL GAMES.....	(0-1)	(0-0)	(0-1)	(0-0)
CONFERENCE.....	(0-0)	(0-0)	(0-0)	(0-0)
NON-CONFERENCE.....	(0-1)	(0-0)	(0-1)	(0-0)

## Player	GP-GS	Min--Avg	---TOTAL---			---3-PTS---			---REBOUNDS---				PF	FO	A	TO	Blk	Stl	Pts	Avg
			FG-FGA	Pct	3FG-FGA	Pct	FT-FTA	Pct	Off	Def	Tot	Avg								
02 Schneider, David...	1-1	38 38.0	5-14	.357	3-9	.333	5-7	.714	1	8	9	9.0	4	0	7	5	0	4	18	18.0
13 Kisielius, Laimis..	1-1	35 35.0	5-7	.714	3-3	1.000	3-4	.750	1	1	2	2.0	3	0	2	3	0	1	16	16.0
24 Payton, Adam.....	1-1	29 29.0	2-8	.250	0-2	.000	1-1	1.000	1	2	3	3.0	1	0	2	3	0	0	5	5.0
11 Mann, Nathan.....	1-1	20 20.0	2-6	.333	1-5	.200	0-0	.000	1	0	1	1.0	5	1	1	1	0	1	5	5.0
15 Stein, Peter.....	1-1	20 20.0	2-4	.500	0-0	.000	0-0	.000	3	3	6	6.0	4	0	2	2	0	0	4	4.0
45 Cofield, Corey.....	1-0	14 14.0	2-4	.500	0-0	.000	0-2	.000	0	0	0	0.0	0	0	1	1	0	0	4	4.0
23 Darnell, Chris.....	1-0	9 9.0	1-2	.500	1-1	1.000	0-0	.000	0	3	3	3.0	1	0	1	1	0	0	3	3.0
00 Hess, Steven.....	1-0	11 11.0	1-3	.333	0-0	.000	1-4	.250	1	2	3	3.0	3	0	0	1	1	0	3	3.0
04 Smith, Alex.....	1-0	13 13.0	1-4	.250	0-0	.000	0-0	.000	1	2	3	3.0	2	0	0	0	0	0	2	2.0
20 Kyle Carrabine.....	1-0	3 3.0	0-0	.000	0-0	.000	0-0	.000	0	0	0	0.0	0	0	0	0	0	0	0	0.0
03 Trumbower, Adam....	1-0	2 2.0	0-0	.000	0-0	.000	0-0	.000	0	1	1	1.0	0	0	0	1	0	0	0	0.0
22 Sumner, Danny.....	1-0	6 6.0	0-1	.000	0-1	.000	0-0	.000	0	0	0	0.0	1	0	0	1	0	0	0	0.0
Team.....									1	5	6	6.0	0			0				

Total.....	1	200	21-53	.396	8-21	.381	10-18	.556	10	27	37	37.0	24	1	16	19	1	6	60	60.0
Opponents.....	1	200	24-80	.300	6-29	.207	16-27	.593	32	27	59	59.0	18	0	16	9	8	8	70	70.0

TEAM STATISTICS	W&M	OPP	DATE	OPPONENT	W/L	SCORE	ATTEND
SCORING.....	60	70	11/11/06	at Kansas State	L	60-70	11390
Points per game.....	60.0	70.0					
Scoring margin.....	-10.0	-					
FIELD GOALS-ATT.....	21-53	24-80					
Field goal pct.....	.396	.300					
3 POINT FG-ATT.....	8-21	6-29					
3-point FG pct.....	.381	.207					
3-pt FG made per game..	8.0	6.0					
FREE THROWS-ATT.....	10-18	16-27					
Free throw pct.....	.556	.593					
REBOUNDS.....	37	59					
Rebounds per game.....	37.0	59.0					
Rebounding margin.....	-22.0	-					
ASSISTS.....	16	16					
Assists per game.....	16.0	16.0					
TURNOVERS.....	19	9					
Turnovers per game.....	19.0	9.0					
Turnover margin.....	-10.0	-					
Assist/turnover ratio..	0.8	1.8					
STEALS.....	6	8					
Steals per game.....	6.0	8.0					
BLOCKS.....	1	8					
Blocks per game.....	1.0	8.0					
WINNING STREAK.....	0	-					
Home win streak.....	0	-					
ATTENDANCE.....	0	11390					
Home games-Avg/Game....	0-0	1-11390					
Neutral site-Avg/Game..	-	0-0					

SCORE BY PERIODS:	1st	2nd	Total
William and Mary.....	27	33	- 60
Opponents.....	34	36	- 70

2006-07 William and Mary Basketball
 William and Mary High/Low Analysis (as of Nov 20, 2006)
 All games

William and Mary - TEAM GAME HIGHS

POINTS.....	77	vs Wagner (11/20/06)
	60	at Kansas State (11/11/06)
FIELD GOALS MADE.....	32	vs Wagner (11/20/06)
	21	at Kansas State (11/11/06)
FIELD GOAL ATTEMPTS.....	64	vs Wagner (11/20/06)
	53	at Kansas State (11/11/06)
FIELD GOAL PERCENTAGE.....	.500 (32-64)	vs Wagner (11/20/06)
	.396 (21-53)	at Kansas State (11/11/06)
3 PT FIELD GOALS MADE.....	8	at Kansas State (11/11/06)
	7	vs Wagner (11/20/06)
3 PT FG ATTEMPTS.....	21	at Kansas State (11/11/06)
	19	vs Wagner (11/20/06)
3 PT FG PERCENTAGE.....	.381 (8-21)	at Kansas State (11/11/06)
	.368 (7-19)	vs Wagner (11/20/06)
FREE THROWS MADE.....	10	at Kansas State (11/11/06)
	6	vs Wagner (11/20/06)
FREE THROW ATTEMPTS.....	18	at Kansas State (11/11/06)
	12	vs Wagner (11/20/06)
FREE THROW PERCENTAGE.....	.556 (10-18)	at Kansas State (11/11/06)
	.500 (6-12)	vs Wagner (11/20/06)
REBOUNDS.....	42	vs Wagner (11/20/06)
	37	at Kansas State (11/11/06)
ASSISTS.....	16	vs Wagner (11/20/06)
	16	at Kansas State (11/11/06)
STEALS.....	8	vs Wagner (11/20/06)
	6	at Kansas State (11/11/06)
BLOCKED SHOTS.....	4	vs Wagner (11/20/06)
	1	at Kansas State (11/11/06)
TURNOVERS.....	19	at Kansas State (11/11/06)
	13	vs Wagner (11/20/06)
FOULS.....	25	vs Wagner (11/20/06)
	24	at Kansas State (11/11/06)

2006-07 William and Mary Basketball
 William and Mary High/Low Analysis (as of Nov 20, 2006)
 All games

Opponent - GAME HIGHS

POINTS.....	70	at Kansas State (11/11/06)
	53	vs Wagner (11/20/06)
FIELD GOALS MADE.....	24	at Kansas State (11/11/06)
	17	vs Wagner (11/20/06)
FIELD GOAL ATTEMPTS.....	80	at Kansas State (11/11/06)
	52	vs Wagner (11/20/06)
FIELD GOAL PERCENTAGE.....	.327 (17-52)	vs Wagner (11/20/06)
	.300 (24-80)	at Kansas State (11/11/06)
3 PT FIELD GOALS MADE.....	8	vs Wagner (11/20/06)
	6	at Kansas State (11/11/06)
3 PT FG ATTEMPTS.....	31	vs Wagner (11/20/06)
	29	at Kansas State (11/11/06)
3 PT FG PERCENTAGE.....	.258 (8-31)	vs Wagner (11/20/06)
	.207 (6-29)	at Kansas State (11/11/06)
FREE THROWS MADE.....	16	at Kansas State (11/11/06)
	11	vs Wagner (11/20/06)
FREE THROW ATTEMPTS.....	27	at Kansas State (11/11/06)
	23	vs Wagner (11/20/06)
FREE THROW PERCENTAGE.....	.593 (16-27)	at Kansas State (11/11/06)
	.478 (11-23)	vs Wagner (11/20/06)
REBOUNDS.....	59	at Kansas State (11/11/06)
	38	vs Wagner (11/20/06)
ASSISTS.....	16	at Kansas State (11/11/06)
	10	vs Wagner (11/20/06)
STEALS.....	8	at Kansas State (11/11/06)
	3	vs Wagner (11/20/06)
BLOCKED SHOTS.....	8	at Kansas State (11/11/06)
	1	vs Wagner (11/20/06)
TURNOVERS.....	19	vs Wagner (11/20/06)
	9	at Kansas State (11/11/06)
FOULS.....	18	at Kansas State (11/11/06)
	17	vs Wagner (11/20/06)

2006-07 William and Mary Basketball
 William and Mary High/Low Analysis (as of Nov 20, 2006)
 All games

William and Mary - GAME LOWS

POINTS.....	60	at Kansas State (11/11/06)
	77	vs Wagner (11/20/06)
FIELD GOALS MADE.....	21	at Kansas State (11/11/06)
	32	vs Wagner (11/20/06)
FIELD GOAL ATTEMPTS.....	53	at Kansas State (11/11/06)
	64	vs Wagner (11/20/06)
FIELD GOAL PERCENTAGE.....	.396 (21-53)	at Kansas State (11/11/06)
	.500 (32-64)	vs Wagner (11/20/06)
3 PT FIELD GOALS MADE.....	7	vs Wagner (11/20/06)
	8	at Kansas State (11/11/06)
3 PT FG ATTEMPTS.....	19	vs Wagner (11/20/06)
	21	at Kansas State (11/11/06)
3 PT FG PERCENTAGE.....	.368 (7-19)	vs Wagner (11/20/06)
	.381 (8-21)	at Kansas State (11/11/06)
FREE THROWS MADE.....	6	vs Wagner (11/20/06)
	10	at Kansas State (11/11/06)
FREE THROW ATTEMPTS.....	12	vs Wagner (11/20/06)
	18	at Kansas State (11/11/06)
FREE THROW PERCENTAGE.....	.500 (6-12)	vs Wagner (11/20/06)
	.556 (10-18)	at Kansas State (11/11/06)
REBOUNDS.....	37	at Kansas State (11/11/06)
	42	vs Wagner (11/20/06)
ASSISTS.....	16	at Kansas State (11/11/06)
	16	vs Wagner (11/20/06)
STEALS.....	6	at Kansas State (11/11/06)
	8	vs Wagner (11/20/06)
BLOCKED SHOTS.....	1	at Kansas State (11/11/06)
	4	vs Wagner (11/20/06)
TURNOVERS.....	13	vs Wagner (11/20/06)
	19	at Kansas State (11/11/06)
FOULS.....	24	at Kansas State (11/11/06)
	25	vs Wagner (11/20/06)

2006-07 William and Mary Basketball
 William and Mary High/Low Analysis (as of Nov 20, 2006)
 All games

Opponent - GAME LOWS

POINTS.....	53	vs Wagner (11/20/06)
	70	at Kansas State (11/11/06)
FIELD GOALS MADE.....	17	vs Wagner (11/20/06)
	24	at Kansas State (11/11/06)
FIELD GOAL ATTEMPTS.....	52	vs Wagner (11/20/06)
	80	at Kansas State (11/11/06)
FIELD GOAL PERCENTAGE.....	.300 (24-80)	at Kansas State (11/11/06)
	.327 (17-52)	vs Wagner (11/20/06)
3 PT FIELD GOALS MADE.....	6	at Kansas State (11/11/06)
	8	vs Wagner (11/20/06)
3 PT FG ATTEMPTS.....	29	at Kansas State (11/11/06)
	31	vs Wagner (11/20/06)
3 PT FG PERCENTAGE.....	.207 (6-29)	at Kansas State (11/11/06)
	.258 (8-31)	vs Wagner (11/20/06)
FREE THROWS MADE.....	11	vs Wagner (11/20/06)
	16	at Kansas State (11/11/06)
FREE THROW ATTEMPTS.....	23	vs Wagner (11/20/06)
	27	at Kansas State (11/11/06)
FREE THROW PERCENTAGE.....	.478 (11-23)	vs Wagner (11/20/06)
	.593 (16-27)	at Kansas State (11/11/06)
REBOUNDS.....	38	vs Wagner (11/20/06)
	59	at Kansas State (11/11/06)
ASSISTS.....	10	vs Wagner (11/20/06)
	16	at Kansas State (11/11/06)
STEALS.....	3	vs Wagner (11/20/06)
	8	at Kansas State (11/11/06)
BLOCKED SHOTS.....	1	vs Wagner (11/20/06)
	8	at Kansas State (11/11/06)
TURNOVERS.....	9	at Kansas State (11/11/06)
	19	vs Wagner (11/20/06)
FOULS.....	17	vs Wagner (11/20/06)
	18	at Kansas State (11/11/06)

2006-07 William and Mary Basketball
 William and Mary High/Low Analysis (as of Nov 20, 2006)
 All games

William and Mary - INDIVIDUAL GAME HIGHS

POINTS.....	18	Kisielius, Laimis vs Wagner (11/20/06)
	18	Schneider, David at Kansas State (11/11/06)
	16	Kisielius, Laimis at Kansas State (11/11/06)
	12	Sumner, Danny vs Wagner (11/20/06)
	9	Payton, Adam vs Wagner (11/20/06)
	9	Cofield, Corey vs Wagner (11/20/06)
FIELD GOALS MADE.....	8	Kisielius, Laimis vs Wagner (11/20/06)
	5	Sumner, Danny vs Wagner (11/20/06)
	5	Kisielius, Laimis at Kansas State (11/11/06)
	5	Schneider, David at Kansas State (11/11/06)
FIELD GOAL ATT.....	14	Schneider, David at Kansas State (11/11/06)
	12	Kisielius, Laimis vs Wagner (11/20/06)
FG PCT (min 5 made).....	.714 (5-7)	Kisielius, Laimis at Kansas State (11/11/06)
	.667 (8-12)	Kisielius, Laimis vs Wagner (11/20/06)
3 PT FG MADE.....	3	Kisielius, Laimis at Kansas State (11/11/06)
	3	Schneider, David at Kansas State (11/11/06)
3 PT FG ATTEMPTS.....	9	Schneider, David at Kansas State (11/11/06)
	5	Sumner, Danny vs Wagner (11/20/06)
	5	Mann, Nathan at Kansas State (11/11/06)
3-PT FG PCT (min 2 made).....	1.000 (3-3)	Kisielius, Laimis at Kansas State (11/11/06)
	.500 (2-4)	Kisielius, Laimis vs Wagner (11/20/06)
FREE THROWS MADE.....	5	Schneider, David at Kansas State (11/11/06)
	3	Schneider, David vs Wagner (11/20/06)
	3	Kisielius, Laimis at Kansas State (11/11/06)
FREE THROW ATT.....	7	Schneider, David at Kansas State (11/11/06)
	4	Schneider, David vs Wagner (11/20/06)
	4	Hess, Steven at Kansas State (11/11/06)
	4	Kisielius, Laimis at Kansas State (11/11/06)
FT PCT (min 3 made).....	.750 (3-4)	Schneider, David vs Wagner (11/20/06)
	.750 (3-4)	Kisielius, Laimis at Kansas State (11/11/06)
REBOUNDS.....	9	Schneider, David at Kansas State (11/11/06)
	8	Payton, Adam vs Wagner (11/20/06)
ASSISTS.....	7	Schneider, David at Kansas State (11/11/06)
	6	Schneider, David vs Wagner (11/20/06)
STEALS.....	4	Schneider, David at Kansas State (11/11/06)
	3	Kisielius, Laimis vs Wagner (11/20/06)
BLOCKED SHOTS.....	1	Barnett, Marcus vs Wagner (11/20/06)
	1	Mann, Nathan vs Wagner (11/20/06)
	1	Smith, Alex vs Wagner (11/20/06)
	1	Hess, Steven vs Wagner (11/20/06)
	1	Hess, Steven at Kansas State (11/11/06)
TURNOVERS.....	5	Schneider, David at Kansas State (11/11/06)
	4	Cofield, Corey vs Wagner (11/20/06)
FOULS.....	5	Mann, Nathan at Kansas State (11/11/06)
	4	Stein, Peter vs Wagner (11/20/06)
	4	Kisielius, Laimis vs Wagner (11/20/06)
	4	Cofield, Corey vs Wagner (11/20/06)
	4	Stein, Peter at Kansas State (11/11/06)
	4	Schneider, David at Kansas State (11/11/06)