

2006-07

Tribe

MEN'S BASKETBALL

MEN'S BASKETBALL CONTACT/ASSOCIATE DIRECTOR: KRIS SEARS - PHONE: 757-221-3368 - EMAIL: KASEAR@WM.EDU - FAX: 757-221-3412

WILLIAM AND MARY TRIBE (1-2, 0-0 CAA)

AT

NAVY MIDSHIPMEN (4-2, 0-0 PATRIOT LEAGUE)

Nov. 28, 2006 • 7:00 PM
Alumni Hall (5,710)
Annapolis, Md.

W&M SET TO BATTLE NAVY

The Tribe will wrap up its brief two-game road swing against Patriot League opponents on Tuesday, Nov. 28, when W&M faces Navy. Game time is slated for 7 p.m. at Alumni Hall in Annapolis, Md. It will mark the first time the Tribe and Midshipmen have met since the 2000-01 season. Navy defeated W&M on Dec. 22, 2000 in Annapolis, 85-69.

The Tribe is coming off a 66-57 loss at Holy Cross. Despite overcoming a double-digit deficit and pulling even with the Crusaders in the second half, the Tribe could not pull out the victory. Senior guard Adam Payton led W&M with 15 points, while juniors Nathan Mann and Laimis Kisielius added 12 and 10, respectively.

The Midshipmen enter the contest after suffering their second defeat of the season, 70-61, at Villanova on Nov. 25. Greg Sprink led Navy with 22 points, including six 3-point field goals against the Wildcats.

The game can be heard live over the Tribe Radio Network with Jay Colley, Bill McDonald and Charlie Woollum on the call. The game also can be followed live over the Internet at TribeAthletics.com.

STORY LINES

- The Tribe and Midshipmen will meet for the first time in six years on Nov. 28. The two teams last met on Dec. 22, 2000 in Annapolis.

- The Navy game will be the last of the Tribe's three of its first four games on the road. W&M opens a seven-game homestand following its trip to Annapolis.

PROBABLE STARTING LINEUPS

WILLIAM AND MARY TRIBE

Pos.	No.	Name	Ht.	Wt.	Cl./El.	PPG	APG	RPG	Other
G	2	David Schnieder	6-3	175	Fr./Fr.	10.0	4.7	4.0	2.7 SPG
G	11	Nathan Mann	6-2	190	Jr./Jr.	5.7	2.0	3.0	
G	24	Adam Payton	6-3	195	5th/Sr.	9.7	2.3	5.3	.833 FT%
F	13	Laimis Kisielius	6-8	210	Jr./Jr.	14.7	1.3	2.3	.586 FG%
F	45	Corey Cofield	6-5	245	Sr./Sr.	7.0	0.7	3.7	

NAVY MIDSHIPMEN

Pos.	No.	Name	Ht.	Wt.	Cl./El.	PPG	APG	RPG	Other
G	3	Greg Sprink	6-5	205	So.	18.2	2.7	3.5	.957 FT%
G	10	Corey Johnson	6-2	192	Jr.	5.7	3.7	5.2	2.5 SPG
G	24	Kaleo Kina	6-3	204	So.	10.2	2.8	4.2	.526 FG%
F	15	Trey Stanton	6-10	206	Fr.	11.2	0.7	3.3	.500 3FG%
F	21	T.J. Topercer	6-7	216	Fr.	6.0	0.7	2.7	

2006-07 W&M MEN'S BASKETBALL SCHEDULE

Overall: 1-2 Home: 1-0 Away: 0-2 Conference: 0-0

NOVEMBER

1	BARTON COLLEGE (exh.)	W, 85-73
11	at Kansas State	L, 60-70
20	WAGNER	W, 77-53
25	at Holy Cross	L, 57-66
28	at Navy	7 PM

DECEMBER

2006 W&M TIP-OFF CLASSIC (WILLIAMSBURG, VA.)

1	Cornell vs. VMI	6 PM
1	JACKSONVILLE STATE	8:30 PM
2	Jacksonville State vs. Cornell or VMI	6 PM
2	CORNELL OR VMI	8:30 PM
5	TOWSON * (TV - CSN-MA; CSN-P)	8 PM
8	NORTH FLORIDA	7 PM
22	UMBC	7 PM
28	HAMPTON	7 PM
31	RICHMOND	2 PM

JANUARY

3	at George Mason *	7 PM
6	NORTHEASTERN (TV - CN8) *	12 PM
8	at Georgia State *	6 PM
10	VIRGINIA COMMONWEALTH *	7 PM
13	at Delaware *	7 PM
16	GEORGE MASON (TV - ESPN Regional) *	7 PM
20	at Hofstra *	4 PM
24	at Old Dominion *	7 PM
27	GEORGIA STATE *	7 PM
29	at Virginia Commonwealth *	7:30 PM
31	JAMES MADISON *	7 PM

FEBRUARY

3	UNC WILMINGTON * (TV - UNCW-TV)	7 PM
7	at James Madison *	7 PM
10	at UNC Wilmington *	7 PM
14	DREXEL *	7 PM
17	ESPN BracketBusters (Away)	
21	at Drexel *	7:30 PM
24	OLD DOMINION *	2 PM

MARCH

2	CAA Tournament First Round (Richmond, Va.)
3	CAA Tournament Quarterfinals (Richmond, Va.)
4	CAA Tournament Semifinals (Richmond, Va.)
5	CAA Tournament Final (Richmond, Va.)

* Colonial Athletic Association game
 CSN-MA - Comcast SportsNet Mid-Atlantic
 CSN-P - Comcast SportsNet Philadelphia

MEDIA INFORMATION

WILLIAM AND MARY SPORTS INFORMATION

Kris Sears, Assoc. Director (MBK Contact)
 Office: (757) 221-3368
 Cell: (765) 860-1205
 E-mail: kasear@wm.edu
 Fax: (757) 221-3412
 Website: www.TribeAthletics.com

CAA TELEPHONIC PRESS CONFERENCES

Members of the media are invited to participate in the CAA's weekly telephonic press conference series. The first call will occur on Jan. 2, continuing each Tuesday morning through Feb. 27. CAA coaches will be available to answer questions beginning at 10 AM. The weekly lineup is listed below. The phone number to take part in the call is **888-677-9010**. Members of the media should contact **Rob Washburn (804-754-1616)** at the CAA office for the password to access the call.

10:00	Tom Pecora (Hofstra)
10:10	Bill Coen (Northeastern)
10:20	Anthony Grant (VCU)
10:30	Blaine Taylor (Old Dominion)
10:40	Tony Shaver (William and Mary)
10:50	Brad Brownell (UNC Wilmington)
11:00	Dean Keener (James Madison)
11:10	Jim Larranaga (George Mason)
11:20	Pat Kennedy (Towson)
11:30	Monte Ross (Delaware)
11:40	Bruiser Flint (Drexel)
11:50	Michael Perry (Georgia State)

WILLIAM AND MARY RADIO NETWORK

Teaming up once again to call all the action of Tribe basketball over the airwaves will be **Jay Colley, Charlie Woollum** and **Bill McDonald**.

The flagship stations for the radio network are WYTD, 92.3 FM, and WBACH, 107.9 FM. W&M games can be heard on all of the following stations:

WYTD (92.3 FM)	Williamsburg
WBACH (107.9 FM)	Williamsburg
WCLM (1450 AM)	Richmond
WBRG (1050 AM)	Lynchburg

Tribe basketball games can also be heard live via the Internet. Go to the W&M website: **www.TribeAthletics.com** and click on the "Live Audio" link for more information.

ON THE INTERNET

For complete coverage of all 23 of William and Mary's teams on the Internet, go to **www.TribeAthletics.com**. The official site of Tribe athletics features the most recent press releases, statistics and schedule information, as well as the latest basketball game notes and season updates.

VIA CELL PHONE

Fans can have final scores for all W&M sports sent as a text message to a cell phone. "eSCORES" is a free service available from Stretch Internet, the Tribe's Internet broadcast partner. To sign up for this service, go to the W&M web site: **www.TribeAthletics.com** and click on the "eSCORES" link at the top of the page.

SCOUTING NAVY

The Midshipmen are 4-2 on the year, but had their three-game winning streak snapped at the hands of Villanova on Nov. 25. Navy enters the contest with W&M averaging 10.5, 3-point field goals per game, while shooting 39.9 percent from behind the arc.

Greg Sprink leads Navy in scoring at 18.2 points per game. He is shooting 41.5 percent from 3-point range, 50.7 percent from the field and 95.7 percent from the free throw line. Trey Stanton and Kaleo Kina round out the double-digit scorers for the Midshipmen at 11.2 and 10.2 points per game, respectively. Starting guard Corey Johnson leads the Midshipmen in rebounds (5.2), assists (3.7) and steals (2.5) per game.

As a team, Navy is averaging 70.4 points per game, while shooting 46.8 percent from the field. The Midshipmen are also an exceptional free throw shooting team, knocking down 84.4 percent of their attempts. Navy owns victories over Loyola (73-61), Brown (70-47), Stony Brook (87-76) and Maryland Eastern Shore (82-59). The Midshipmen's other loss on the season came at St. John's, 72-49.

W&M and Navy have a rich tradition against one other as the Midshipmen once played in the CAA. Navy leads the all-time series between the two school's 38-19.

RECAPING HOLY CROSS

The Tribe rallied from a double-digit deficit, but could not overcome an undefeated Holy Cross team on the road, falling 66-57 on Nov. 25. W&M pulled even with the Crusaders midway through the second half after trailing by as many as 13 in the second half. Despite a gutsy Tribe effort, Holy Cross proved too much in the end with an 11-0 run and then converted free throws down the stretch for the win.

Senior guard Adam Payton led three Tribe players in double figures with 15 points. He added five rebounds and three assists. Junior guard Nathan Mann turned in a solid performance connecting on 5-of-9 from the floor and 2-of-5 from 3-point range for 12 points. The Overland Park, Kan., native added a career-high six rebounds and a team-high four assists compared to zero turnovers.

Junior forward Laimis Kisielius tallied his third straight game in double figures with 10 points, including a pair of 3-point field goals. In a homecoming, senior forward Corey Cofield finished with eight points and six rebounds in his first start of the season. Cofield's hometown is Newton, Mass., which is less than an hour from Worcester.

Trailing by eight, 34-26, at the half, the Tribe came out firing, scoring nine of the opening 11 points of the second half to draw within a point at the 16:45 mark. After some nice ball movement, Mann found Kisielius on the right wing, and the Vilnius, Lithuania native buried a 3-pointer less than 20 seconds into the second half.

A Cofield baseline jumper and a David Schneider lay-up cut the Crusader lead to three, before W&M had a chance to draw even. Payton made a steal on the defensive end and found a cutting Mann for a lay-up. Mann also drew the foul, but could not convert the 3-point play as W&M trailed 36-35 with nearly four minutes gone in the second half. On the run, the Tribe hit four of its opening six shots of the second stanza.

Holy Cross scored six straight points to push the lead back to seven. Keith Simmons scored the final four points on the run, including a pair of free throws to give the Crusaders a 42-35 lead with 13:41 remaining. The Tribe responded by scoring six straight points of its own to draw back within a point. Payton found sophomore forward Peter Stein for a backdoor lay-up, before freshman Danny Sumner hit a free-throw line jumper to cut the Crusader lead to three. Cofield pulled down a defensive rebound and then found Mann for fast-break lay-up to make it 42-41 with 10:52 remaining.

A Holy Cross offensive putback pushed it back to three points, before Payton drew the Tribe even. Mann found Payton in the left corner from the trifecta to tie things at 44 with 10:10 left in the game. The Crusaders answered with an 11-0 run to push its lead back to double-digits at 55-44. Kisielius halted the Holy Cross run with a driving one-handed dunk at the 4:30 mark. The Tribe continued to battle, drawing within seven points on a Mann 3-pointer with less than a minute remaining. Holy Cross hit eight free throws down the stretch to pull out a nine-point victory.

W&M continued its solid play on the defensive end, holding Holy Cross to 36.7 percent (22-of-60) from the field and 20 percent (5-of-25) from 3-point range. The Tribe entered the contest as the CAA leader in field goal and 3-point field goal percentage defense.



STIFLING DEFENSE

The Tribe has held each of its first three opponents below 37 percent shooting from the floor. The College held Kansas State to 30 percent (24-of-80) shooting. W&M followed that performance by holding Wagner to 32.7 percent (17-of-52) and Holy Cross to 36.7 percent (22-of-60). It marks the best defensive three-game stretch for the Tribe since the 1999-2000 season. The Tribe held The Citadel (32 percent (16-of-50) on Dec. 2), UNC Wilmington (35.5 percent (18-of-53) on Dec. 6) and American (31.8 percent (14-of-44) on Dec. 9) below the mark during the campaign.

W&M has also kept its opponents at bay from beyond the 3-point arc. Kansas State shot only 20.7 percent (6-of-29) from 3-point range, while Wagner was 8-of-31 from downtown for a 25.8 percent shooting clip. Holy Cross hit on only 5-of-25 attempts from 3-point range for a 20 percent average. It marked the first time W&M held three straight opponents to less than 26 percent shooting from 3-point range since the 2001-02 season. During that stretch, W&M held Towson (7.7 percent (1-of-13) on Feb. 2), James Madison (13.3 percent (2-of-15) on Feb. 4) and Hampton (18.8 percent (3-of-16) on Feb. 6) below 20 percent from 3-point range.

The College leads the CAA in 3-point field goal percentage defense as of Nov. 27. W&M is holding opponents to 22.4 percent shooting from 3-point range. The Tribe also ranks second in field goal percentage defense, trailing Drexel by 0.5 percent. The Tribe has held opponents to 32.8 percent from the floor.

50 PERCENT EQUALS VICTORIES

The Tribe notched its first victory of the season, 77-53, over Wagner in the home-opener on Nov. 20, shooting 50 percent (32-of-64) from the field. It marked the 11th time in head coach Tony Shaver's four years at the helm that W&M shot 50 percent or better from the field. In all 11 of those contests, W&M has walked away with a victory. Here is a look at the Tribe's 50 percent or better shooting from the field under Shaver:

Date	Team	Result	Percentage (FGM-FGA)
11/20/06	Wagner	W, 77-53	.500 (32-64)
2/4/06	Georgia State	W, 90-73	.633 (31-49)
1/28/06	James Madison	W, 86-68	.518 (29-56)
12/21/05	UNC Greensboro	W, 83-73	.536 (30-56)
11/26/05	Campbell	W, 93-79	.589 (33-56)
1/26/05	Towson	W, 83-65	.521 (25-48)
12/1/04	Longwood	W, 90-60	.500 (30-60)
1/28/04	at James Madison	W, 99-86	.600 (33-55)
1/26/04	Old Dominion	W, 86-77	.545 (30-55)
12/30/03	Campbell	W, 82-67	.500 (29-58)
11/23/03	Liberty	W, 91-64	.540 (34-63)

BREAKOUT PERFORMANCE

After struggling through the opening two games of the 2006-07 season, junior guard Nathan Mann broke out of his slump with a 12-point outing against Holy Cross. The Overland Park, Kan., native turned in his best all-round game as well as connecting on 5-of-9 from the field, including a 2-of-5 showing from 3-point range, to go along with team highs in rebounds (6) and assists (4). His assist total is more impressive considering it was coupled with zero turnovers.

In his return to the Sunflower State against Kansas State on Nov. 11, Mann struggled with foul trouble before exiting with 37 seconds to go after playing only 20 minutes and scoring only five points. Mann was held scoreless in the Tribe's 77-53 win over Wagner.

COFIELD CONTINUES TO MOVE UP THE CHARTS

Senior forward Corey Cofield continued to etch his name in the Tribe record books. On Nov. 20, Cofield moved into 24th on the Tribe's career scoring list, moving past Bob Sherwood with his nine-point performance against Wagner. In his first start of the season, Cofield scored eight points against Holy Cross to bring his career total to 1,060. He needs only two points to move past Scott Whitley into 23rd on the career list.

Also against Holy Cross, Cofield moved into 20th on the Tribe's career rebounds list with Jim Rama (1966-68). He pulled down six boards against the Crusaders to bring his career total to 528. Four of his rebounds against Holy Cross came on the defensive end to move him into ninth on the career list passing Adam Duggins and Todd Cauthorn.

TALE OF THE TAPE

SERIES HISTORY.....Navy leads, 38-19
LAST MEETING Navy won 85-69 (12/22/00)

OVERALL STATS	W&M	NAVY
Points Per Game	64.7	70.4
Opp. Points Per Game	63.0	64.2
Scoring Differential	+1.7	+6.2
Field Goal Percentage	.434	.468
Opp. Field Goal Percentage	.328	.432
3-Point Percentage	.351	.399
Opp. 3-Point Percentage	.224	.352

Free Throw Percentage	.545	.844
Opp. Free Throw Percentage	.603	.677
Rebounds Per Game	37.0	28.0
Off. Rebounds Per Game	10.0	7.3
Def. Rebounds Per Game	27.0	21.7
Opp. Rebounds Per Game	46.7	30.2
Opp. Off. Reb. Per Game	20.0	10.0
Opp. Def. Reb. Per Game	26.7	20.2
Rebound Differential	-9.7	-2.2

Assists Per Game	14.7	14.7
Opp. Assists Per Game	13.3	10.8
Turnovers per game	15.7	14.5
Opp. Turnovers per game	13.7	14.8

Blocks Per Game	2.3	2.3
Opp. Blocks Per Game	4.7	3.7

Steals Per Game	6.0	7.7
Opp. Steals Per Game	7.7	6.3

CONFERENCE **W&M** **NAVY**
Statistics from 2005-06 season

Points Per Game	61.3	63.4
Opp. Points Per Game	71.3	72.4
Scoring Differential	-10.0	-9.0

Field Goal Percentage	.405	.372
Opp. Field Goal Percentage	.480	.466
3-Point Percentage	.295	.314
Opp. 3-Point Percentage	.370	.376

Free Throw Percentage	.686	.733
Opp. Free Throw Percentage	.705	.678

Rebounds Per Game	31.1	34.0
Off. Rebounds Per Game	11.7	13.4
Def. Rebounds Per Game	19.4	20.6
Opp. Reb. Per Game	34.3	36.9
Opp. Off. Reb. Per Game	11.1	12.1
Opp. Def. Reb. Per Game	23.2	24.8
Rebound Differential	-3.2	-2.9

Assists Per Game	13.4	11.6
Opp. Assists Per Game	16.3	15.1

Turnovers per game	15.2	16.9
Opp. Turnovers per game	15.8	17.5

Block Shots Per Game	1.6	1.7
Opp. Block Shots Per Game	4.0	3.7

Steals Per Game	7.0	8.4
Opp. Steals Per Game	8.2	7.9

TRIBE TRENDS

By MONTH...	06-07	SHAVER ERA
In November	1-2	9-8
In December	0-0	5-10
In January	0-0	4-25
In February	0-0	5-18
In March	0-0	1-3
RECORD IN...		
Decided by 5 pts or less	0-0	3-13
Decided by 10 pts or less	0-2	9-29
Decided by 11 or more pts	1-0	15-35
At night	1-0	20-42
During the day	0-2	3-19
Decided in OT	0-0	1-4
Televised	0-0	0-8
SCORING...		
Less than 60 points	0-1	1-29
60-69 points	0-1	3-21
70-79 points	1-0	4-11
80-89 points	0-0	11-2
90-99 points	0-0	5-1
100 or more points	0-0	0-0
ALLOWING...		
Less than 60 points	1-0	6-5
60-69 points	0-1	9-14
70-79 points	0-1	8-22
80-89 points	0-0	1-15
90-99 points	0-0	0-6
100 or more points	0-0	0-2
RECORD WHEN...		
Leading at the half	1-0	18-9
Trailing at the half	0-2	4-49
Tied at the half	0-0	-
Lead with 5 min. left	1-0	-
Trailing with 5 min. left	0-2	-
Tied with 5 min. left	0-0	-
Three in double digits	0-1	8-22
Four in double digits	0-0	8-6
Five in double digits	0-0	3-0
SHOOTING FROM THE FIELD...		
50 percent or better	1-0	11-0
between 40 and 50%	0-0	-
Less than 40%	0-2	2-32
Opp. shooting 50%	0-0	1-27
Opp. shoots 40-50%	0-0	-
Opp. shoots less than 40%	1-2	10-9
Better than opponent	1-2	22-8
Worse than opponent	0-0	1-52
Hits 8 or more 3-pt. FGs	0-1	7-9
More 3-pt. FG than opp.	0-1	8-13
Shoots 50% from 3-pt. FGs	0-0	6-4
SHOOTING FROM THE FREE THROW LINE...		
Makes More Than Opp.	0-0	21-25
Makes Less than Opp.	1-2	2-34
Shoots 70% or better	0-0	15-27
Opp. Shoots 70% or better	0-1	5-32
REBOUNDING...		
Outrebounding opp.	1-0	18-24
Outrebounded by opp.	0-2	4-34
Wins Offensive glass	0-0	10-37
Loses Offensive glass	1-2	13-25
Wins Defensive glass	1-0	22-22
Loses Defensive glass	0-1	2-34
TURNOVERS...		
Fewer Turnovers than opp.	1-0	11-15
More Turnovers than opp.	0-2	12-45
10 or fewer turnovers	0-0	1-3
more than 10 turnovers	1-2	23-61

Cofield also moved into fourth on the career offensive rebounds list after pulling down a pair against the Crusaders.

OVERPOWERING DEPTH

Head coach Tony Shaver felt he had the best mix of experience and youth to start his fourth season at the helm of the Tribe and numbers back his sediments. In the early going of the 2006-07 season, 11 of W&M's 14 players are averaging over seven minutes per contest, one other has played in all three contests and is averaging 5.7 minutes per contest.

In the home-opening 77-53 victory over Wagner, 12 of 14 Tribe players found the scoring column. Ten players played 12 or more minutes against the Seahawks, and the Tribe distributed the scoring with only two players in double figures (Laimis Kisielius and Danny Sumner) and six players scoring seven or more points.

Entering the 2006-07 season, nine of the Tribe's 10 returning players had started at least one game during their W&M careers. Last season, 10 players averaged double-digit minutes, including seven players that returned for the 2006-07 season.

BENCH SCORING

Another indicator of the Tribe's depth has been the play off the bench. Against Wagner, the Tribe bench outscored the starters, 40-37, in the 24-point victory. Freshman Danny Sumner led the Tribe reserves in scoring with 12 points, while senior forward Corey Cofield had nine and sophomore Chris Darnell chipped in seven.

It marked the third time under head coach Tony Shaver that W&M scored 40 or more points off the bench. In each of the last two seasons, the Tribe accomplished the feat. Last season, the College tallied 42 points off the bench in the season-opening victory over Maine. On Dec. 1, 2004, the W&M subs scored 42 points in a victory over Longwood.

The Tribe's depth and bench scoring have been more evident over the last few years. In 2005-06, W&M averaged 28.7 points per game off the bench. This season, the College has averaged 20 points per game from its reserves.

KISIELIUS SHOOTING LIGHTS OUT

Junior forward Laimis Kisielius has had the hot hand over the opening part of the season, shooting a team-high 58.6 percent from the floor. He ranks fifth in the CAA in field-goal percentage. The mark is more impressive considering that Kisielius has attempted the most shots of any Tribe player over the first two games of the season. The 58.6 percent is a considerable increase over his career field goal percentage. Kisielius shot 36.4 percent from the floor over his first two seasons with the College.

Against Wagner, Kisielius tallied a career-high with eight field goals, while 66.7 percent from the floor. He opened the regular season knocking down 5-of-7 from the field at Kansas State.

Kisielius has also been deadly from downtown for the Tribe. As of Nov. 28, he led the CAA in 3-point field-goal percentage at 63.6 percent on the year. The Vilnius, Lithuania native connected on his first five 3-point field goal attempts of the season. He also ranks 10th in the CAA in 3-point field goals per game at 2.3 per contest.

SCHNEIDER NAMED CAA ROOKIE OF THE WEEK

Freshman guard David Schneider garnered the Colonial Athletic Association Rookie of the Week award, the conference office announced on Nov. 13. Schneider turned an impressive performance in his first game with the Tribe, topping the team in points, assists, rebounds, steals and minutes played in a 70-60 loss at Kansas State on Nov. 11.

In a game-high 38 minutes of action, Schneider scored 18 points, pulled down nine rebounds and dished out seven assists. He connected on a trio of 3-point field goals and had four steals in his collegiate debut against the Wildcats.

Schneider sparked an 18-3 run to give W&M an 11-point cushion with 11:13 remaining in the first half. The Phoenix, Ariz., native connected a 3-pointer to get the run started. He also had a steal and fast-break lay-up during the spurt, before finding juniors Nathan Mann and Laimis Kisielius for back-to-back treys to cap the run.

COFIELD SELECTED TO FANS' CHOICE PRESEASON ALL-CAA TEAM

Senior forward Corey Cofield was voted to the inaugural fan-selected preseason All-CAA men's basketball team on Nov. 9. Cofield was one of five men's players selected by the fans with nearly 3,000 ballots cast at CAASports.com. VCU senior guard B.A. Walker,



Hofstra senior guard Loren Stokes, Georgia State sophomore forward Rashad Chase and VCU senior guard Jesse Pellot-Rosa joined Cofield on the fans selected team, released by the conference office. Cofield, a two-time Third-Team All-CAA selection, is one of 14 W&M players with over 1,000 points and 500 rebounds during his Tribe career.

TONY SHAVER - A HALL OF FAMER

In each of his previous two stops before taking over the Tribe program, head coach Tony Shaver has enjoyed great success and been inducted into the Hall of Fame at each school. In 2004, Shaver was inducted into the Hampden-Sydney College Hall of Fame after coaching the Tiger program to eight ODAC Championships, 11 NCAA Tournament appearances and two Final Fours. He had 358 career victories and a .747 winning percentage at Hampden-Sydney. On Nov. 11, 2005, Shaver was inducted into the Episcopal High School (Alexandria, Va.) Hall of Fame. He coached at the school for 10 seasons (1977-86), winning 73 percent of his games and two IAC championships. After the 1986 season, he was named the Virginia State Private School Coach of the Year and his team was ranked first in Northern Virginia by the *Alexandria Gazette*.

TRIBE ON TELEVISION

The Tribe men's basketball program will have four home televised games as part of the largest broadcast schedule in Colonial Athletic Association history. Coming off the best season in the 22-year history of the CAA, the league will have a total of 75 games broadcast on television, including 28 on the various ESPN platforms. As part of new multi-platform agreement with ESPN, the CAA will have three regular season contests as well as the CAA Championship on ESPN or ESPN2, six games on ESPNU and five games syndicated on ESPN Regional. The league will have its largest Comcast syndicated package featuring 30-plus games on Comcast SportsNets, SportsNet New York, CSS and CN8. The CAA entered last season listing a then record-high package of 39 men's games on television.

The Tribe will have home games against Towson (Dec. 5), Northeastern (Jan. 6), George Mason (Jan. 16) and UNC Wilmington (Feb. 3) televised. The Dec. 5 game against Towson was moved back an hour to 8 p.m. and can be seen on Comcast SportsNet Mid-Atlantic and Comcast SportsNet Philadelphia. The Northeastern affair on Jan. 6 is now slated for a noon tip and will also be on the Comcast family of networks on CN8.

The College's home game with George Mason was originally scheduled for Jan. 17, but has been moved up to Tuesday, Jan. 16. The game will be part of the CAA's ESPN Platform agree and will be televised on ESPN Regional Television at 7 p.m. W&M will host its final television game of the season when UNC Wilmington heads to Williamsburg on Feb. 3. Tip-off is slated for 7 p.m. and the game will be televised on UNCW-TV.

CAA SUCCESS

The Colonial Athletic Association enjoyed a banner season in 2005-06. The following are a list of CAA accomplishments from the 2005-06 season:

- the only conference to have a team in the Final Four of the NCAA Tournament (George Mason), the post-season NIT (Old Dominion) and the pre-season NIT (Drexel).
- finished a conference-high eighth in the Final RPI rankings behind the SEC, Big Ten, Big East, ACC, Big 12, Missouri Valley and Pac-10.
- had six teams ranked among the top-88 in the Final RPI rankings.
- the only conference in America to produce four programs with 24 or more victories.
- had the second-best non-conference post-season winning percentage at .727 (8-3) behind the SEC's .750 (18-6).
- CAA teams combined to win nearly 60 percent (76-52) of their non-conference games, an impressive number considering that 60 percent of those contests came on the road or at neutral sites.

SCORING BREAKDOWN

CLASS	PTS	PCT.
Freshmen	49	25.3
Sophomore	26	13.4
Junior	67	34.5
Senior	52	26.8

SCORING	PTS	PCT.
Starters	134	69.1
Bench	60	30.9

POINTS IN THE PAINT	PTS	APG
W&M	90	30.0
Opponents	70	23.3

POINTS OFF TURNOVERS	PTS	APG
W&M	54	18.0
Opponents	44	14.7

BENCH SCORING	PTS	APG
W&M	60	20.0
Opponents	42	14.0

FT% LAST 5 MINUTES	FTM-A	PCT.
W&M	4-10	.400
Opponents	16-23	.696

FG% LAST 5 MINUTES	FGM-A	PCT.
W&M	16-31	.516
Opponents	9-28	.321

3FG% LAST 5 MINUTES	3FGM-A	PCT.
W&M	3-9	.333
Opponents	2-11	.182

W-L RECORDS OF STARTING LINEUPS

1-1 - D. Schneider, N. Mann, A. Payton, L. Kisielius, P. Stein - (L - at KSU) - (W - vs. WC)
 0-1 - D. Schnedier, N. Mann, A. Payton, L. Kisielius, C. Cofield - (L - at HC)

LEADING SCORERS

1 - Laimis Kisielius (18 vs. WC)
 1 - Adam Payton (15 at HC)
 1 - David Schneider (18 at KSU)

LEADING REBOUNDERS

1 - Corey Cofield (6 at HC)
 1 - Nathan Mann (6 at HC)
 1 - Adam Payton (9 vs. WC)
 1 - David Schneider (9 at KSU)

LEADING ASSISTS

1 - Nathan Mann (4 at HC)
 2 - David Schneider (7 at KSU, 6 vs. WC)

TOTAL DUNKS

3 - Steven Hess (1), Laimis Kisielius (1), Adam Payton (1)

TOTAL 3-POINT PLAYS

5 - Adam Payton (2), Corey Cofield (1), Kyle Carrabine (1), Alex Smith (1)

TOTAL CHARGES TAKEN

4 - David Schneider (3), Corey Cofield (1)



GENERAL INFORMATION

NAME	The College of William & Mary
LOCATION	Williamsburg, Va.
FOUNDED	1693 (2nd oldest college in U.S.)
UNDERGRADUATE ENROLLMENT	5,700
NICKNAME	Tribe
COLORS	Green, Gold and Silver
ARENA (CAPACITY)	Kaplan Arena at William and Mary Hall (8,600)
AFFILIATION	NCAA Division I
CONFERENCE	Colonial Athletic Association
PRESIDENT	Gene R. Nichol
ALMA MATER	Oklahoma State, 1973
CHANCELLOR	Sandra Day O'Connor
ALMA MATER	Stanford, 1950
DIRECTOR OF ATHLETICS	Terry Driscoll
ALMA MATER	Boston College, 1969
SR. ASSOC. AD/SWA	Barbara Blosser
ALMA MATER	Ohio State, 1975
ATHLETICS DEPT. PHONE	(757) 221-3400
TICKET OFFICE PHONE	(757) 221-3340

MEN'S BASKETBALL INFORMATION

HEAD COACH	Tony Shaver
ALMA MATER	North Carolina, 1976
RECORD AT W&M	24-64 (Fourth Season)
CAREER RECORD	382-185 (21st Season)
ASSISTANT COACHES	
	Dee Vick (Hampden-Sydney, 1994)
	Antwon Jackson (Pikeville College, 1993)
	Ben Wilkins (North Carolina State, 2001)
2005-06 RECORD	8-20
CONFERENCE RECORD/FINISH	3-15/T10th
CAA TOURNAMENT RECORD	0-1 (.000)
STARTERS RETURNING/LOST	3/2
LETTERWINNERS RETURNING/LOST	10/5
FIRST YEAR OF BASKETBALL	1905-06
ALL-TIME RECORD	1033-1192 (.464)
NCAA TOURNAMENT APPEARANCES	None
NIT APPEARANCES	1 (1983)
LAST POSTSEASON OPPONENT	Virginia Tech (3/17/83), L 79-85

CAREER GAMES PLAYED/STARTED

	Games	Starts
Corey Cofield	88	64
Adam Payton †	83	29
Adam Trumbower	67	3
Nathan Mann	60	28
Laimis Kisielius	59	48
Alex Smith	30	3
Peter Stein	28	5
Kyle Carrabine	26	0
Chris Stratton	24	1
Chris Darnell	24	1
David Schneider	3	3
Danny Sumner	3	0
Steven Hess	2	0
Marcus Barnett	1	0

† includes 52 games and zero starts at Vanderbilt

W&M STARTING LINEUPS

GAME	GUARD	GUARD	GUARD	FORWARD	FORWARD
at KSU (11/11)	Schneider	Payton	Mann	Kisielius	Stein
Wagner (11/20)	Schneider	Payton	Mann	Kisielius	Stein
at HC (11/25)	Schneider	Payton	Mann	Kisielius	Cofield
at Navy (11/28)					
JSU (12/1)					
TBD (12/2)					
Towson (12/5)					
NFU (12/8)					
UMBC (12/22)					
Hampton (12/28)					
Richmond (12/31)					
at GMU (1/3)					
NU (1/6)					
at GSU (1/8)					
VCU (1/10)					
at Del. (1/13)					
GMU (1/17)					
at Hofstra (1/20)					
at ODU (1/24)					
GSU (1/27)					
at VCU (1/29)					
JMU (1/31)					
UNCW (2/3)					
at JMU (2/7)					
at UNCW (2/10)					
Drexel (2/14)					
TBA (2/17)					
at Drexel (2/21)					
ODU (2/24)					

TRIBE IN 2007 ESPN BRACKETBUSTERS

All 12 CAA teams, including the Tribe, will take part in the 2007 ESPN BracketBusters, Feb. 16-17. A total of 102 teams from 16 conferences will take part in the fifth-year event. The two-day, 51-game BracketBusters will have five games televised on the ESPN networks.

The Tribe will be on the road for the event, having already been designated as an away squad. The actual pairings will not take place until three weeks prior to the event (Monday, Jan. 29) and are based on regular-season performance. As part of the agreement, all home squads will play a "return" game at their opponent's facility next season.

Eight CAA teams participated in BracketBusters last year and the league posted a sparkling 6-2 record. The conference gained national attention by winning all three of its nationally-televised contests as VCU edged Albany, 70-67, Old Dominion rolled past Marist, 84-71 and George Mason shocked Wichita State, 70-67, in one of the premier match-ups in the event. The CAA is a perfect 4-0 in televised BracketBusters games with Drexel having posted a 74-70 win at Ball State in 2005.

KISIELIUS, LITHUANIA CLAIM SILVER AT GLOBAL GAMES

Forward Laimis Kisielius helped lead Lithuania to the silver medal at the Global Games in Dallas, Texas, June 19-24. Kisielius started every game for the Lithuania side that won its group with a perfect 3-0 mark before falling in the Championship Game against Russia on June 24. Kisielius turned in his top performance in an 80-77 victory over Argentina on June 22 with 17 points, including four, 3-point field goals in the win. He also added six rebounds and three assists while playing a team-high 38 minutes.

The Global Games is the pre-eminent international basketball event played in the United States. The Global Games exist to highlight the rising stars in the world of international basketball and to promote the growth of international basketball in the United States. This goal is validated and reinforced every year by the large number of NBA scouts, basketball fans, and coaches attending the Global Games. A total of 11 players from the 2005 event were drafted into the NBA in 2005. Some of the event alums currently playing in the NBA include Yao Ming, Carlos Boozer, Darko Milicic and Chris Bosh.



SCORING FOR SHAVER

Under head coach Tony Shaver's fast-paced style of play, the Tribe has scored 80 or more points in 19 of his 84 games including six times in 2005-06.

80-Point Games Under Shaver

11/23/03	Liberty ¹	W 91-64
11/24/03	at Radford	L 86-89
11/28/03	vs. St. Francis (NY) ²	W 80-60
12/30/03	Campbell	W 82-67
1/21/04	• at Delaware	L 82-93 (ot)
1/26/04	• Old Dominion	W 86-77
1/28/04	• at James Madison	W 99-86
11/19/04	Hartford ³	W 84-71
11/20/04	Radford ³	W 81-76
12/1/04	Longwood	W 90-60
1/26/05	• Towson	W 83-65
2/12/05	• George Mason	L 99-104 (2ot)
2/16/05	• James Madison	W 80-54
11/18/05	Maine ³	W 89-55
11/26/05	Campbell	W 93-79
11/28/05	at Longwood	W 88-75
12/21/05	UNC Greensboro	W 83-73
1/28/06	• James Madison	W 86-68
2/4/06	• Georgia State	W 90-73

* CAA game; 1-Tony Shaver's first game at W&M; 2-Red Auerbach Colonial Classic (at George Washington); 3-W&M Tip-Off Classic

W&M VS. OPPONENTS

Below is a game-by-game breakdown of how W&M has fared against its opponents in the following categories: Free Throws, Bench Points, Points in the Paint, Second Chance Points and Fast Break Points. W&M stats shown first followed by opponents stats.

GAME	FT	BENCH	PAINT	OFF TO	2ND CHANCE	FB
at KSU (11/11)	10-16	12-13	20-28	9-19	11-28	7-15
Wagner (11/20)	6-11	40-23	40-10	27-10	11-5	9-2
at HC (11/25)	8-17	8-19	30-32	18-15	14-21	2-6
at Navy (11/28)						
JSU (12/1)						
TBD (12/2)						
Towson (12/5)						
NFU (12/8)						
UMBC (12/22)						
Hampton (12/28)						
Richmond (12/31)						
at GMU (1/3)						
NU (1/6)						
at GSU (1/8)						
VCU (1/10)						
at Del. (1/13)						
GMU (1/7)						
at Hofstra (1/20)						
at ODU (1/24)						
GSU (1/27)						
at VCU (1/29)						
JMU (1/31)						
UNCW (2/3)						
at JMU (2/7)						
at UNCW (2/10)						
Drexel (2/14)						
TBA (2/17)						
at Drexel (2/21)						
ODU (2/24)						
Totals	24-44	60-55	90-70	54-44	36-54	18-23

W&M INDIVIDUAL SUPERLATIVES

	06-07	CAREER
DOUBLE-DIGIT SCORING GAMES		
Corey Cofield	0	53
Laimis Kisielius	3	24
Nathan Mann	1	19
Adam Payton	1	6
Peter Stein	0	3
Alex Smith	0	1
David Schneider	1	1
Danny Sumner	1	1
Marcus Barnett	0	0
Kyle Carrabine	0	0
Chris Darnell	0	0
Steven Hess	0	0
Chris Stratton	0	0
Adam Trumbower	0	0
20-POINT GAMES		
Corey Cofield	0	12
Nathan Mann	0	2
Laimis Kisielius	0	1
Adam Payton	0	1
10-REBOUND GAMES		
Corey Cofield	0	13
5-ASSIST GAMES		
Nathan Mann	0	5
David Schneider	2	2
Laimis Kisielius	0	2
Adam Payton	0	1
Adam Trumbower	0	1
DOUBLE-DOUBLES		
Corey Cofield	0	12

CAREER DOUBLE-DOUBLES

COREY COFIELD (12)
21 pts, 11 reb. at Delaware (1/21/04)
15 pts, 10 reb. vs. Old Dominion (1/26/04)
25 pts, 10 reb. vs. JMU (2/4/04)
18 pts, 13 reb. at Drexel (2/7/04)
13 pts, 13 reb. vs. Hofstra (2/14/04)
18 pts, 11 reb. vs. Towson (2/18/04)
24 pts, 10 reb. vs. Radford (11/20/04)
22 pts, 12 reb. vs. VCU (1/22/05)
21 pts, 11 reb. at UNC Wilmington (2/9/05)
11 pts, 13 reb. at Towson (2/26/05)
15 pts, 11 reb. vs. JMU (CAA) (3/4/05)
19 pts, 11 reb. at Northeastern (2/2/06)

TRIBE IN THE CAA RANKINGS

as of Nov. 28

TEAM (W&M TOP 5 ONLY)

Scoring Defense	
5. W&M.....	63.0
Scoring Margin	
4. W&M.....	+1.7
Field Goal Pct. Defense	
2. W&M.....	.328
3-Point Field Goal Pct.	
5. W&M.....	.351
3-Point Field Goal Pct. Defense	
1. W&M.....	.224
Rebounding Offense	
T2. W&M.....	37.0
Assists	
4. W&M.....	14.3
Defensive Rebounds	
1. W&M.....	27.0
3-Point Field Goals Made	
T5. W&M.....	6.7
INDIVIDUAL	
Scoring	
14. Laimis Kislieius	14.7
Rebounding	
14. Adam Payton	5.3
Field Goal Pct.	
5. Laimis Kisielius586
Assists	
T3. David Schneider	4.7
Steals	
3. David Schnedier	2.7
3-Point Field Goal Pct.	
1. Laimis Kisielius636
3-Point Field Goals Made	
10. Laimis Kisielius	2.33
Blocked Shots.	
T11. Alex Smith	0.7
Assist-Turnover Ratio	
T5. David Schneider	2.00
Defensive Rebounds	
12. Adam Payton	4.0

TRIBE ADDS PAIR OF SIGNEES FOR 2007-08

The William and Mary men's basketball program and head coach Tony Shaver announced the signing of two players, 6-9, 240-pound power forward Marcus Kitts (Holly Springs, N.C.) and 6-4, 190-pound guard Valeriu 'Vali' Lazarescu (Brossard, Quebec, Canada), to National Letters of Intent on Nov. 9. The duo will begin competition for the Tribe during the 2007-08 season.

"It is a great day for the College of William and Mary basketball program," Shaver said. "We are adding two quality young men in Marcus Kitts and Valeriu Lazarescu to our basketball family. Our main objective with our fourth recruiting class was to be highly selective and sign difference makers. We are confident we accomplished both those goals by signing Marcus and Vali. Both players are home runs for our program. They come from great family backgrounds and have what it takes to be impact players for our ball club."

MARCUS KITTS - F - 6-9 - 240 - HOLLY SPRINGS, N.C. (MIDDLE CREEK)

Kitts averaged 19 points and 12 rebounds as a junior. He scored 419 points in 2005-06, including a season-high 36 against Lee County on Jan. 3. Each of the last two seasons, Kitts earned All-Tri-Seven Conference honors. As a sophomore in 2004-05, he averaged 13.5 points, 7.0 rebounds and 2.2 blocks per game.

"Marcus was the easiest evaluation I have made in my 30 years of coaching," Shaver said. "The first time I saw Marcus, he scored more than 30 points and grabbed over 20 rebounds in a 4A basketball game in the Raleigh, N.C., area. I knew he was our guy, and we just had to find a way to sign him. Marcus is a very talented athlete who has yet to realize his potential. He has exceptional hands and a rare knack for rebounding the ball above the rim. The bigger the game and the better the competition, the better Marcus plays. He is fearless, and he welcomes challenges from opposing teams and players."

The power forward was a 2006 McDonald's All-American Nominee. He earned MVP honors at the 2006 North Carolina State Games Tournament. After receiving interest from UNC Wilmington, Iowa, West Virginia, Davidson and Tennessee, Kitts chose to play collegiate basketball for the Tribe. He spent the summer of 2006 adding muscle to his game, bulking up nearly 20 pounds. Kitts is known as an all-out player who will bang in the paint. He gets off the floor quickly and rebounds on the interior with a purpose.

VALERIU LAZARESCU - G - 6-4 - 190 - BROSSARD, QUEBEC (CHAMPLAIN ST. LAMBERT)

Lazarescu is an athletic player and a flat-out scorer. He plays for head coach John Dangelas, regarded as one of the top coaches in Canada, at the College of Champlain St. Lambert in Montreal, Quebec, which is known for producing Division I talent. Lazarescu chose the Tribe over American, Princeton, Evansville, Toledo and Boston University.

"I am so thankful Coach John Dangelas allowed us to get involved with Vali at such a late date in the recruiting process," Shaver said. "Vali is a big guard with tremendous athleticism. He is the winner of multiple Canadian dunk contests. He can finish in transition above the rim, shoot from the perimeter and rebound from the guard position."

This season, Lazarescu led Champlain to the Hagen title with a perfect 5-0 mark. He earned tournament MVP honors and led Cavaliers to a 97-39 win over Algonquin in title game with a team-high 22 points. He has enjoyed an exceptional final season at Champlain, also averaging 20 points per game at the Prep Canada Challenge against top teams from Toronto and Ottawa. At the 2005-06 Canadian Colleges Athletic Association (CCAA) Nationals, Lazarescu helped his Champlain team to a bronze medal.

W&M PLAYERS IN THE PROS

Five former W&M players are currently playing professionally overseas, including three who graduated within the last three years. All five are playing in their country's top division of professional basketball.

TODD CAUTHORN

Sheffield Sharks (England - BBL)

Helped Sheffield to a pair of victories on Nov. 25 and Nov. 26 with 13 points in each of the Sharks' wins over the Chester Jets (73-63) and the Newcastle Eagles (87-70) ... Pulled down six rebounds and blocked two shots against Chester, while garnering eight rebounds against Newcastle ... Sheffield leads the BBL Championship with an 8-2 record ... Ranks among the league leaders in blocked shots (seventh at 0.78 per game), free throw shooting (fourth at 83.3 percent) and field goal percentage (fifth at 55.0 percent) ... Averaging 11.0 points and 4.1 rebounds per game for the Sheffield Sharks ... In total, has played 11 years in Europe.

ZEB COPE

Entente Orleans 45 (France - LNB)

Averaging 8.7 points and 5.4 rebounds per game for Orleans, playing in all 12 contests ... Orleans is 7-5 on the year and fourth in the LNB ... Ranks second on the team in rebounds per game ... Helped Orleans to its fourth straight win with seven points and four rebounds against Cholet on Nov. 25 ... Just missed a double-double with nine points and a team-high 10 rebounds in a 86-81 win over Nancy on Nov. 11 ... Helped Boncourt from the top division in Switzerland advance to the finals of the LNA Championship in 2005-06, after the team claimed the Swiss regular season crown with an 18-4 record ... Ranked fifth in the LNA with 9.8 rebounds per game last season.

ADAM HESS

Artland Dragons of Quackenbrueck (Germany - BBL)

Leads the German Bundesliga in scoring as the only player averaging over 20 points per game at 21.9 ... Ranks second in league in overall efficiency at 202 and fourth in efficiency per game at 18.4 ... Averaging 5.6 rebounds per game, which ranks third on the team ... Artland is ninth in the 18-team Bundesliga at 12-10 ... Scored 15 points on 6-of-11 from the field in a 92-81 loss at Alba Berlin on Nov. 25 ... Played for the Phoenix Suns during the Toshiba Las Vegas Summer League, and averaged 18.2 minutes, 8.8 points, 2.6 rebounds and one assist, while shooting 64 percent from the field ... Played two seasons with BK Nymburk in the NBL, the top division in the Czech Republic, helping the team to back-to-back league titles ... Named to the Czech league's All-Imports list and second-team all-league after ranking fourth in the NBL in the value index ratings in 2005-06.

JIM MORAN

Gran Canaria (Spain - ACB)

Averaging 8.5 points and 2.5 rebounds per game, while shooting 47 percent from 3-point range and 73 percent from the free throw line for Gran Canaria ... Gran Canaria is 5-5 in the ACB ... Finished with seven points in Gran Canaria's loss to Lietuvos Rytas, 72-70, in the Uleb Cup on Nov. 21 ... Helped Gran Canaria reach the ACB (top division) playoffs and finish the year fifth in the regular season with a 20-14 record in 2005-06 ... In his seventh season with the team, after starting 29 of the team's 34 regular season games in 2005-06, averaging 7.2 points and shooting 47 percent from 3-point range ... Has played six years in Spain.

SHERMAN RIVERS

BK Sadska (Czech Republic - NBL)

Scored in double figures in eight of his 10 games in 2006-07 with BK Sadska ... Averaging 14.5 points, 4.8 rebounds and 2.2 assists, all of which rank second on the team ... Scored a team and season high 24 points in a 76-64 loss to NH Ostrava on Nov. 18 ... Connected on 14-of-14 from the free throw line, while adding seven rebounds to lead the team in value index at 33 vs. NH Ostrava ... Has a value index per game of 16.2 ... Sadska is 2-9 in the NBL ... Averaged 13.8 points and 2.8 rebounds per game in his first season (2005-06) with BK Sadska.

Updated as of Nov. 27.

CAA

	CAA		Overall	
	W-L	Pct.	W-L	Pct.
Old Dominion	0-0	.000	5-1	.833
Drexel	0-0	.000	2-1	.667
VCU	0-0	.000	3-2	.600
George Mason	0-0	.000	2-2	.500
James Madison	0-0	.000	2-2	.500
Towson	0-0	.000	3-3	.500
Georgia State	0-0	.000	2-3	.400
Hofstra	0-0	.000	2-3	.400
William and Mary	0-0	.000	1-2	.333
UNC Wilmington	0-0	.000	1-3	.250
Northeastern	0-0	.000	1-5	.167
Delaware	0-0	.000	0-4	.000

CAA SCHEDULE/RESULTS

Nov. 24

Hofstra def. Marshall, 73-70
Towson def. Chattanooga⁵, 56-55

Nov. 25

Holy Cross def. W&M, 66-57
Creighton def. George Mason, 58-56
Rider def. Northeastern, 70-69
Charlotte def. Georgia State, 72-63
JMU def. Wofford, 78-74
ODU def. Richmond, 69-52
VCU def. Hampton, 74-51
Tennessee St. def. Towson⁵, 49-47
Hofstra def. Alaska Anchorage, 75-59

Nov. 26

Cleveland State def. Delaware, 59-53
Coll. of Charleston def. UNCW, 91-70

Nov. 27

FIU at George Mason 7:00 pm
Drexel at Rider 7:30 pm

Nov. 28

Eastern Kentucky at JMU 7:00 pm
VCU at Elon 7:00 pm
W&M at Navy 7:00 pm

Nov. 29

Delaware at Loyola (Md.) 7:00 pm
Hofstra at Siena 7:00 pm
Colorado at UNCW 7:00 pm
Toledo at Drexel 7:30 pm
ODU at Marist 7:30 pm

Nov. 30

Savannah St. at Georgia St. 7:00 pm

Dec. 1

Vermont at Towson 7:00 pm
Jacksonville St. at W&M⁷ 8:30 pm

Dec. 2

• Georgia St. at Hofstra 4:00 pm
• UNCW at Northeastern 7:00 pm
• JMU at ODU 7:00 pm
Houston at VCU 7:30 pm
Cornell/VMI at W&M⁷ 8:30 pm
Drexel at Saint Joseph's TBA

Dec. 3

Vermont at Delaware 1:00 pm
George Mason vs. Bucknell⁸ TBA

5 - Las Vegas Classic • 6 - Great Alaskan Shootout • 7 - W&M Tip-Off Classic • 8 - BB&T Classic

NATIONAL POLLS

ESPN/USA TODAY COACHES POLL (Nov. 20)

1. Ohio State (11)	6-0	740	3
2. UCLA (13)	4-0	734	5
3. Pittsburgh (5)	6-0	708	4
4. Florida (2)	6-1	690	1
5. Kansas	5-1	572	12
6. North Carolina	4-1	571	2
7. Alabama	5-0	566	9
8. Texas A&M	5-0	532	10
9. Marquette	6-0	450	17
10. Duke	5-1	424	8
11. Washington	5-0	393	13
12. LSU	2-1	379	6
13. Wisconsin	5-1	373	7
14. Syracuse	6-0	325	14
15. Connecticut	5-0	308	18
16. Arizona	3-1	298	15
17. Memphis	3-1	263	11
18. Butler	7-0	232	NR
19. Maryland	7-0	209	24
20. Nevada	5-0	205	20
21. Gonzaga	6-1	201	23
22. Wichita State	4-0	187	NR
23. Georgetown	3-1	179	16
24. Georgia Tech	5-1	175	19
25. Texas	4-1	69	25

RECEIVING VOTES: Illinois 52, San Diego State 44, Michigan State 42, Air Force 35, Oklahoma State 24, Michigan 24, Arkansas 20, Kentucky 13, Xavier 10, Louisville 6, Tennessee 5, Creighton 4, Oral Roberts 4, Oregon 3, Brigham Young 3, Southern Illinois 2, Virginia 1.

ASSOCIATED PRESS POLL (Nov. 27)

1. UCLA (36)	4-0	1,727	5
2. Pittsburgh (18)	6-0	1,666	3
3. Ohio State (15)	6-0	1,649	4
4. Florida (3)	6-1	1,576	1
5. Kansas	5-1	1,490	10
6. Alabama	5-0	1,404	8
7. North Carolina	4-1	1,389	2
8. Marquette	6-0	1,240	13
9. Texas A&M	5-0	1,213	11
10. LSU	2-1	985	6
11. Duke	5-1	946	9
12. Wisconsin	5-1	807	7
13. Washington	5-0	731	16
14. Memphis	3-1	685	12
15. Syracuse	6-0	662	17
16. Arizona	3-1	652	15
17. Wichita State	4-0	635	24
18. Georgetown	3-1	628	14
19. Butler	7-0	572	NR
20. Connecticut	5-0	516	18
21. Georgia Tech	5-1	511	19
22. Gonzaga	6-1	421	NR
23. Maryland	7-0	376	25
24. Nevada	5-0	349	21
25. Virginia	4-0	91	NR

RECEIVING VOTES: Texas 89, Xavier 54, Oklahoma State 43, Michigan State 42, Missouri State 37, Kentucky 37, Arkansas 33, Illinois 33, San Diego State 22, Southern Illinois 21, Creighton 15, Tennessee 11, Air Force 8, Florida State 5, George Washington 4, Michigan 4, West Virginia 4, Bradley 3, Old Dominion 3, Louisville 3, Massachusetts 2, New Mexico 2, Oregon 1, Holy Cross 1, Villanova 1, Wake Forest 1.

LEAD-DEFICIT COMPARISON

OPPONENT	LARGEST LEAD	LARGEST DEFICIT	RESULT
at Kansas State	11 - (1st - 11:13)	14 - (2nd - 1:41)	L, 60-70
Wagner	27 - (2nd - 3:21)	Never	W, 77-53
at Holy Cross	Never	13 (1st - 10:30)	L, 57-66
at Navy			
Jacksonville State			
Cornell or VMI			
Towson			
North Florida			
UMBC			
Hampton			
Richmond			
at George Mason			
Northeastern			
at Georgia State			
VCU			
at Delaware			
George Mason			
at Hofstra			
at Old Dominion			
Georgia State			
at VCU			
James Madison			
UNC Wilmington			
at James Madison			
at UNC Wilmington			
Drexel			
ESPN BracketBusters			
at Drexel			
Old Dominion			

STARTERS-BENCH COMPARISON

OPPONENT	TOTAL	POINTS	BENCH
	POINTS-REBOUNDS	STARTERS-BENCH	STARTERS-BENCH
at Kansas State	60-37	48-12	21-10
Wagner	77-42	37-40	15-25
at Holy Cross	57-32	49-8	21-7
at Navy			
Jacksonville State			
Cornell or VMI			
Towson			
North Florida			
UMBC			
Hampton			
Richmond			
at George Mason			
Northeastern			
at Georgia State			
VCU			
at Delaware			
George Mason			
at Hofstra			
at Old Dominion			
Georgia State			
at VCU			
James Madison			
UNC Wilmington			
at James Madison			
at UNC Wilmington			
Drexel			
ESPN BracketBusters			
at Drexel			
Old Dominion			



W&M CAREER RECORD BOOK UPDATE

SCORING

PLAYER	YEARS	G	PTS
1. Chet Giermak	1947-50	111	2052
2. Jeff Cohen	1958-61	103	2003
3. J. Lowenhaupt	1975-78	112	1866
4. Keith Cieplicki	1982-85	113	1812
5. T. Roberts	1990-93	111	1765
6. Kurt Small	1992-95	108	1487
7. Bill Chambers	1951-53	82	1456
8. John Mahoney	1952-55	78	1446
9. R. Satterthwaite	1974-77	106	1394
10. Adam Hess	2002-04	75	1341
11. Ed McMillan	1948-51	120	1340
12. Scott Smith	1989-92	107	1339
13. Jim Moran	1998-01	107	1324
14. Randy Bracy	1996-99	92	1229
15. Matt Verkey	1993-96	106	1209
16. Roy Lange	1956-59	88	1192
17. Bev Vaughan	1958-61	88	1185
18. Ron Panneton	1966-68	73	1182
19. M. Courage	1973-75, 77	110	1164
20. Carl Parker	1993-96	107	1150
21. K. Richardson	1982-85	113	1139
22. Ben Pomeroy	1965-67	74	1085
23. Scott Whitley	1978-81	101	1061
24. Corey Cofield	2004-	88	1060
25. Bob Sherwood	1968, 70	51	1051

FIELD GOAL PERCENTAGE

Player	Years	G	Pct
1. Carl Parker	1993-96	107	.560
2. Mike Strayhorn	1980-83	103	.552
3. Ben Blocker	1989-92	105	.546
4. Keith Cieplicki	1982-85	113	.541
5. K. Richardson	1982-85	113	.532
6. Corey Cofield	2004-	88	.527
7. Todd Cauthorn	1990-93	105	.527
8. J. Lowenhaupt	1975-78	112	.517
9. Dave Daugherty	1967-69	75	.515
10. Bob Sherwood	1968-70	51	.515

3-POINT FIELD GOALS

Player	Years	G	3FG
1. Matt Verkey	1993-96	106	218
2. Randy Bracy	1996-99	92	171
3. Greg Burzell	1987-89	82	150
4. Adam Hess	2002-04	75	144
5. Jim Moran	1998-2001	107	141
6. David Cox	1992-95	109	137
7. Mike Johnson	2000-02	79	129
8. Jimmy Apple	1988-91	86	124
9. B. Fitzgibbons	1996-97	54	119
10. Nick D'Antoni	2002-05	107	104
11. Nathan Mann	2005-	60	91
11. B. Connor	1990-93	102	88
13. Kurt Small	1992-95	108	86
14. Mit Winter	1998-01	109	75
T. Roberts	1990-93	111	75
16. Scotty Scott	1997, 99-00	65	69
17. T. Jennings	1995-98	71	66
18. Sean Duff	1991-94	85	64
19. Sherman Rivers	2000-03	113	59
20. Taylor Mokris	2003-06	107	58

3-POINT ATTEMPTS

Player	Years	G3FGA	
1. Matt Verkey	1993-96	106	583
2. Randy Bracy	1996-99	92	495
3. Adam Hess	2002-04	75	447
4. David Cox	1992-95	109	395
5. Jim Moran	1998-2001	107	376
6. Mike Johnson	2000-02	79	373
7. Greg Burzell	1987-89	82	358
8. Jimmy Apple	1988-91	86	341
9. Nick D'Antoni	2002-05	107	331
10. B. Fitzgibbons	1996-97	54	288
11. Kurt Small	1992-95	108	271
12. Nathan Mann	2005-	60	258

3-POINT PERCENTAGE

Player	Years	G	Pct
1. Greg Burzell	1987-89	82	.419
2. B. Fitzgibbons	1996-97	54	.413
3. Jim Moran	1998-01	107	.375
4. Matt Verkey	1993-96	106	.374
5. Mit Winter	1998-01	75	.366
6. Brendan Connor	1990-93	102	.364
Jimmy Apple	1988-91	86	.364
8. Nathan Mann	2005-	60	.353
9. David Cox	1992-95	139	.347
10. Mike Johnson	2000-02	79	.346

3-POINTERS PER GAME

(minimum 50 games)

Player	Years	G	Avg
1. B. Fitzgibbons	1996-97	54	2.20
2. Matt Verkey	1993-96	106	2.06
3. Adam Hess	2002-04	75	1.92
4. Randy Bracy	1996-99	92	1.86
5. Greg Burzell	1987-89	82	1.83
6. Mike Johnson	2000-02	79	1.63
7. Nathan Mann	2005-	60	1.52
8. Jimmy Apple	1988-91	86	1.44
9. Jim Moran	1998-01	107	1.32
10. David Cox	1992-95	137	1.26
11. Scotty Scott	1997, 99-00	65	1.06

FREE THROWS

Player	Years	G	FT
1. Jeff Cohen	1958-61	103	565
2. John Mahoney	1952-55	78	492
3. Kurt Small	1992-95	108	429
4. Ben Vaughan	1958-61	88	417
5. Thomas Roberts	1990-93	111	416
6. Roy Lange	1956-59	88	408
Bill Chambers	1951-53	82	408
8. John Lowenhaupt	1975-78	112	398
9. Ron Panneton	1966-68	73	370
10. Keith Cieplicki	1982-85	113	360
11. Chet Giermak	1947-50	111	358
12. Ron Satterthwaite	1974-77	106	350
13. Bill Barnes	1979-82	109	334
14. Corey Cofield	2004-	87	326

FREE THROW ATTEMPTS

Player	Years	G	FTA
1. Jeff Cohen	1958-61	103	784
2. John Mahoney	1952-55	78	670
3. Thomas Roberts	1990-93	111	608
4. Kurt Small	1992-95	108	593
5. Ben Vaughan	1958-61	88	575
6. Bill Chambers	1951-53	82	574
7. Roy Lange	1956-59	88	528
8. Bill Barnes	1979-82	109	521
9. Chet Giermak	1947-50	111	517
10. John Lowenhaupt	1975-78	112	485
11. Ron Satterthwaite	1974-77	106	480
12. Ron Panneton	1966-68	73	466
13. Corey Cofield	2004-	87	461

OFFENSIVE REBOUNDS

Player	Years	G	Reb
1. David Cully	1993-96	93	252
2. Carl Parker	1993-96	107	239
3. Thomas Roberts	1990-93	111	217
4. Corey Cofield	2004-	88	214
5. Tom Strohbehn	1999-02	112	213
6. Ben Blocker	1989-92	105	208

DEFENSIVE REBOUNDS

Player	Years	G	Reb
1. David Cully	1993-96	93	531
2. Thomas Roberts	1990-93	111	438
3. Ben Blocker	1989-92	105	418
4. Carl Parker	1993-96	107	406
5. Mike Johnson	2000-02	79	385
6. Tom Strohbehn	1999-02	112	367
7. Jim Moran	1998-01	107	346
8. Randy Bracy	1996-99	92	335
9. Corey Cofield	2004-	88	314
10. Adam Duggins	2000-03	100	312
Todd Cauthorn	1990-93	105	312

CAREER REBOUNDS

Player	Years	G	Reb
1. Jeff Cohen	1958-61	103	1679
2. Bill Chambers	1951-53	82	1270
3. Ben Pomeroy	1965-67	74	886
4. John Mahoney	1952-55	78	869
5. David Cully	1993-96	93	783
6. Chuck Sanders	1957-60	94	717
7. Matt Courage	1973-75	110	714
8. Kirk Gooding	1961-63	58	710
9. John Lowenhaupt	1975-78	112	669
10. Thomas Roberts	1990-93	111	655
11. Carl Parker	1993-96	107	645
12. Bev Vaughan	1958-61	88	642
13. Martin Morris	1963-65	67	629
14. Ben Blocker	1989-92	105	626
15. Kevin Richardson	1982-85	113	605
16. Tim Trout	1985-88	100	595
17. Dave Daugherty	1967-69	75	584
18. Tom Strohbehn	1999-02	112	580
19. Mike Johnson	2000-02	79	537
20. Jim Rama	1966-68	74	528
Corey Cofield	2004-	88	528

ASSIST AVERAGE

(minimum 50 games)

Player	Years	G	Avg
1. Randy Bracy	1996-99	92	3.82
2. Scott Coval	1983-86	110	3.72
3. Brendan Connor	1990-93	102	3.51
4. John Lowenhaupt	1975-78	112	3.29
5. Nick D'Antoni	2002-05	107	3.17
6. Bill Barnes	1979-82	109	3.13
7. Mike Enoch	1975-78	110	3.13
8. Ron Satterthwaite	1974-77	106	3.12
9. David Cox	1992-95	109	3.08
10. Curtis Pride	1987-90	94	3.05
11. Matt O'Reilly	1987-90	106	2.80
12. George Spack	1972-73	52	2.77
13. Keith Cieplicki	1982-85	113	2.51
14. Scotty Scott	1997, 99-00	65	2.42
15. Sherman Rivers	2000-03	113	2.41
16. Adam Hess	2002-04	75	2.24
17. David Grabuloff	1996-98	76	2.17
18. Steve Seward	1972-73	53	2.17
19. Mike Arizin	1973-74	54	2.13
Nathan Mann	2005-	60	2.13
21. Jim Moran	1998-01	107	2.09

BLOCKED SHOTS

Player	Years	G	Blk
1. David Cully	1993-96	93	248
2. Adam Duggins	2000-03	100	139
3. T. Roberts	1990-93	111	107
4. Carl Parker	1993-96	107	95
5. Todd Cauthorn	1990-93	105	93
6. Jim Moran	1998-01	107	88
7. Brant Weidner	1980-83	111	76
8. Ben Blocker	1989-92	105	60
9. J. Harmon	1996-99	79	56
10. Randy Bracy	1996-99	92	54
11. D. Grabuloff	1996-98	76	51
12. Brian Hutt	2004-06	76	50
13. Nate Loehrke	2003-06	81	40
14. Shaka Arnold	1994-97	101	36
15. Mark Boddy	1984-87	84	35

16. Bill Davis	1999-02	77	33
17. Kurt Small	1992-95	108	32
Dennis Vail	1976	27	32
19. Corey Cofield	2004-	88	31
Mit Winter	1998-01	109	31

BLOCKED SHOTS PER GAME


(minimum 50 games)

Player	Years	G	Avg
1. David Cully	1993-96	93	2.67
2. Adam Duggins	2000-03	100	1.39
3. Thomas Roberts	1990-93	111	0.96
4. Carl Parker	1993-96	107	0.89
5. Todd Cauthorn	1990-93	105	0.89
6. Jim Moran	1998-01	107	0.82
7. J. Harmon	1996-99	79	0.71
8. Brant Weidner	1980-83	111	0.68
9. David Grabuloff	1996-98	51	0.67
10. Brian Hutt	2004-06	76	0.66
11. Randy Bracy	1996-99	92	0.59
12. Ben Blocker	1989-92	105	0.57
13. Jim McDonough	1976-77	55	0.53
14. Nate Loehrke	2003-06	81	0.49
15. Ted O'Gorman	1977-78	55	0.44
16. Bill Davis	1999-02	77	0.43
17. Mark Boddy	1984-87	84	0.42
18. J. Lowenhaupt	1976-78	84	0.36
19. Shaka Arnold	1994-97	101	0.36
20. Corey Cofield	2004-	88	0.35

STEAL AVERAGE

(minimum 50 games)

Player	Years	G	Avg
1. Jim McDonough	1976-77	55	2.27
2. John Lowenhaupt	1976-78	84	1.90
3. Randy Bracy	1996-99	92	1.90
4. Bill Barnes	1979-82	109	1.90
5. Adam Payton	2006-	31*	1.55
6. Curtis Pride	1987-90	94	1.45
7. Mike Enoch	1976-78	83	1.45
8. Mike Strayhorn	1980-83	103	1.44
9. Jim Moran	1998-01	107	1.36
10. Kurt Small	1992-95	108	1.33
11. Scott Whitley	1978-81	101	1.27
12. Brendan Connor	1990-93	102	1.25
13. Adam Hess	2002-04	75	1.11
14. Rich Veres	1980-81	53	1.09
15			



STEVEN HESS
FR. • 6-10 • 230
CHARLOTTE, N.C.




DAVID SCHNEIDER
FR. • 6-3 • 175
PHOENIX, ARIZ.



ADAM TRUMBOWER
SR. • 6-3 • 190
ROANOKE, VA.




ALEX SMITH
SO. • 6-5 • 250
GREENVILLE, S.C.




NATHAN MANN
JR. • 6-2 • 190
OVERLAND PARK, KAN.




MARCUS BARNETT
JR. • 6-2 • 195
HAMPTON, VA.




LAIMISKISIELIUS
JR. • 6-8 • 210
VILNIUS, LITHUANIA




PETER STEIN
SO. • 6-9 • 220
BELLAIRE, TEXAS




KYLE CARRABINE
JR. • 6-7 • 205
NAPERVILLE, ILL.




DANNY SUMNER
FR. • 6-7 • 190
FAIRFAX, VA.



CHRIS DARNELL
SO. • 6-8 • 210
FREDERICKSBURG, VA.



ADAM PAYTON
SR. • 6-3 • 195
BURLINGTON, N.J.



CHRIS STRATTON
JR. • 6-6 • 205
BURKE, VA.



COREY COFIELD
SR. • 6-5 • 245
NEWTON, MASS.



TONY SHAVER
FOURTH SEASON AT W&M
31ST SEASON OVERALL

NUMERICAL ROSTER

No.	Name	Pos.	El./Cl.	Ht.	Wt.	Hometown/High School
00	Steven Hess	F/C	Fr./Fr.	6-10	225	Charlotte, N.C./Gaston Day School
2	David Schneider	G	Fr./Fr.	6-3	175	Phoenix, Ariz./Brophy Prep
3	Adam Trumbower	G	Sr./Sr.	6-3	190	Roanoke, Va./Cave Spring
4	Alex Smith	F	So./So.	6-5	250	Greenville, S.C./Oak Hill Academy (Va.)
11	Nathan Mann	G	Jr./Jr.	6-2	190	Overland Park, Kan./St. Thomas Aquinas
12	Marcus Barnett	G	Jr./Jr.	6-2	195	Hampton, Va./Phoebus
13	Laimis Kisielius	F	Jr./Jr.	6-8	210	Vilnius, Lithuania/Miller School (Va.)
15	Peter Stein	F	So./So.	6-9	225	Houston, Texas/Westbury Christian
20	Kyle Carrabine	G	Jr./Jr.	6-7	205	Naperville, Ill./Neuqua Valley
22	Danny Sumner	F	Fr./Fr.	6-7	190	Fairfax, Va./Paul VI
23	Chris Darnell	F	So./So.	6-8	210	Fredericksburg, Va./North Stafford
24	Adam Payton	G	5th/Sr.	6-3	195	Burlington, N.J./The Lawrenceville School
25	Chris Stratton	F	Jr./Jr.	6-6	205	Burke, Va./Lake Braddock
45	Corey Cofield	F	Sr./Sr.	6-5	245	Newton, Mass./Roxbury Latin

ALPHABETICAL ROSTER

No.	Name	Pos.	El./Cl.	Ht.	Wt.	Hometown/High School
12	Marcus Barnett	G	Jr./Jr.	6-2	195	Hampton, Va./Phoebus
20	Kyle Carrabine	G	Jr./Jr.	6-7	205	Naperville, Ill./Neuqua Valley
45	Corey Cofield	F	Sr./Sr.	6-5	245	Newton, Mass./Roxbury Latin
23	Chris Darnell	F	So./So.	6-8	210	Fredericksburg, Va./North Stafford
00	Steven Hess	F/C	Fr./Fr.	6-10	225	Charlotte, N.C./Gaston Day School
13	Laimis Kisielius	F	Jr./Jr.	6-8	210	Vilnius, Lithuania/Miller School (Va.)
11	Nathan Mann	G	Jr./Jr.	6-2	190	Overland Park, Kan./St. Thomas Aquinas
24	Adam Payton	G	5th/Sr.	6-3	195	Burlington, N.J./The Lawrenceville School
2	David Schneider	G	Fr./Fr.	6-3	175	Phoenix, Ariz./Brophy Prep
4	Alex Smith	F	So./So.	6-5	250	Greenville, S.C./Oak Hill Academy (Va.)
15	Peter Stein	F	So./So.	6-9	225	Houston, Texas/Westbury Christian
25	Chris Stratton	F	Jr./Jr.	6-6	205	Burke, Va./Lake Braddock
22	Danny Sumner	F	Fr./Fr.	6-7	190	Fairfax, Va./Paul VI
3	Adam Trumbower	G	Sr./Sr.	6-3	190	Roanoke, Va./Cave Spring

Head Coach

Tony Shaver (North Carolina, 1976), Fourth season

Assistant Coaches

Dee Vick (Hampden-Sydney, 1994), Fourth season

Antwon Jackson (Pikeville College, 1993), Second season

Ben Wilkins (N.C. State, 2001) First season

PRONUNCIATION GUIDE

Kyle Carrabine CARE - uh - byne

Corey Cofield CO - field

Laimis Kisielius LIE-muss kiss-ILL-ee-us

Peter Stein STYNE

Adam Trumbower TRUM - bow - er

ROSTER BREAKDOWN

BY POSITION

Guard: Adam Payton, Kyle Carrabine, Nathan Mann, Adam Trumbower, Marcus Barnett, David Schneider

Forward: Corey Cofield, Laimis Kisielius, Chris Darnell, Alex Smith, Peter Stein, Christ Startton, Steven Hess, Danny Sumner

Center: Steven Hess

BY HEIGHT

6-10: Steven Hess

6-9: Peter Stein

6-8: Chris Darnell, Laimis Kisielius

6-7: Kyle Carrabine, Danny Sumner

6-6: Christ Stratton

6-5: Corey Cofield, Alex Smith

6-3: Adam Payton, Adam Trumbower, David Schneider

6-2: Nathan Mann, Marcus Barnett

BY CLASS

Seniors (3): Corey Cofield, Adam Payton, Adam Trumbower

Juniors (5): Marcus Barnett, Kyle Carrabine, Laimis Kisielius, Nathan Mann, Chris Stratton

Sophomores (3): Chris Darnell, Alex Smith, Peter Stein

Freshmen (4): Steven Hess, David Schneider, Danny Sumner

BY STATE

Arizona (1): David Schneider

Illinois (1): Kyle Carrabine

Kansas (1): Nathan Mann

Massachusetts (1): Corey Cofield

New Jersey (1): Adam Payton

North Carolina (1): Steven Hess


South Carolina (1): Alex Smith

Texas (1): Peter Stein

Virginia (5): Marcus Barnett, Chris Darnell, Chris Statton, Danny Sumner, Adam Trumbower

BY COUNTRY

Lithuania (1): Laimis Kisielius



TONY SHAVER

Head Coach • Fourth Season at W&M

William and Mary head coach Tony Shaver is in his fourth season at the helm of the Tribe men's basketball program and his 31st overall in coaching. Shaver has coached at the collegiate level for the last 19 years and was officially hired as the 31st head men's basketball coach in the history of the College on May 2, 2003.

The Green and Gold continue to make strides under the direction of Shaver. W&M started the 2005-06 season 4-1, marking the best start for a Tribe since opening the 1992-93 campaign with a 6-1 record. During that season, however, two of the team's first four wins were against non-Division I teams Virginia Wesleyan and Shenandoah, which means the 4-1 start for the 2005-06 squad was the first time in school history that the Tribe has opened a year with at least four wins in its first five games against current Division I opponents. Included in those four victories was a 70-60 win at Hampton, who went on to make the NCAA Tournament.

Prior to the start of the 2005-06 season, Shaver was inducted into the Episcopal High School Hall of Fame in a ceremony at the school on Nov. 11. He led EHS for 10 seasons from 1977-86. With his inception into the Episcopal Hall of Fame, Shaver has been inducted into the Hall of Fame at both of his head coaching stops prior to taking over the reigns at William and Mary. He was inducted into the Hampden-Sydney Hall of Fame in 2004.

In his second season at the helm, W&M immediately started the season on a high note, defeating Radford and Hartford to win the inaugural W&M Tip-Off Classic, the first regular season tournament title for the College since 1981. The Tribe defeated James Madison in the first round of the Colonial Athletic Association Tournament for W&M's first postseason win since 1997, and just the third in the last 20 years.

Shaver began his Tribe career with a 91-64 pounding of Liberty on Nov. 23, 2003. He also won his first ever Colonial Athletic Association contest, as the Tribe knocked off two-time defending league champion UNC Wilmington, 67-66, in overtime on Dec. 4, 2003. In the Tribe's first contest against a nationally ranked opponent under Shaver's direction, W&M performed well, leading No. 15 Pittsburgh by 10 points midway through the first half, before the Panthers, who attempted 28 more free throws than the Tribe, won 70-55.

There have been individual successes as well for the Green and Gold under Shaver's reign. 2004 graduate Adam Hess, currently playing professionally in Germany, became the first player in school history to lead the CAA in scoring. An outstanding student and athlete, Hess was named the CAA Male Scholar-Athlete of the Year (for all sports) and was a First-Team Academic All-American and all-conference selection as a senior. Current senior Corey Cofield was voted the 2004 CAA Rookie of the Year, leading all freshmen in the league in points, rebounds and field goal percentage. Cofield earned his second straight selection to the All-CAA third team in 2005, while current junior Iaimis Kisielius earned a spot on the CAA All-Rookie team in 2005.

Shaver came to W&M after coaching 17 seasons at Hampden-Sydney, compiling a record of 358-121 (.747). He turned the Tigers into a Division III national powerhouse, leading the men's basketball team to eight Old Dominion Athletic Conference titles, 12 20-win seasons and 11 NCAA Division III Tournament appearances. The winningest basketball coach in the program's history, he was named the ODAC and South Region Coach of the Year in 1995, 1999 and 2000, and was picked as the Virginia Sports Information Directors Division II-III Coach of the Year in



1997, 1999 and 2000.

In 2003, Shaver took the Tigers to the NCAA Division III Final Four, as his team finished with a record of 28-4, tied for the second-most wins in the program's history. In 1999, Shaver led H-SC to the national championship game, where the Tigers lost by one point in double-overtime to Wisconsin-Platteville. The team finished 29-3, setting a school record for most wins in a season.

Shaver also has a firm commitment to his players' success in the classroom. In 1999, one of his charges, Jack Jirak, was named the ODAC Scholar-Athlete of the Year and was also awarded the Gammon Cup as the top-student-athlete at the college. Two of Shaver's players, David Hobbs (1999) and Russell Turner (1992) earned Academic All-America honors. A number of his players have been named to the Academic All-ODAC squad, including six student-athletes in 1998.

Prior to taking over at Hampden-Sydney for the 1986-87 campaign, Shaver spent 10 years as the head boys' basketball coach at Episcopal High School in Alexandria, Virginia. He was named the Virginia State Private School Coach of the Year in 1986, and was twice picked as the Alexandria Coach of the Year, while winning 73 percent of his games.

A 1976 graduate of North Carolina, Shaver was a guard on the Tar Heel men's basketball team from 1972-75 under head coach Dean Smith. Originally a walk-on, he earned a scholarship his rookie season, when he was awarded the prestigious Butch Bennett Award, presented to the freshman who exemplifies determination, sportsmanship and sacrifice for the team. Shaver was voted the honoree by his teammates. During his four years in Chapel Hill, UNC went 95-26, including a pair of trips to the NCAA Tournament in 1975 and 1976. During the 1975 season, the Tarheels won the ACC Tournament and advanced to the Sweet 16. During the 1973 and 1974 season, North Carolina made the National Invitational Tournament.

A native of High Point, North Carolina, Shaver and his wife, Ann, are the parents of three sons: Christopher (25), a former standout pitcher on the Tribe's baseball team, who is currently pitching with the Chicago Cubs organization, Austin (22) and Jackson (15).

00

STEVEN HESS

Fr. - F/C - 6-10 - 225 (Charlotte, N.C./Gaston Day School)

- After missing most of the week prior to the Kansas State game due to illness, came off the bench to score three points, pull down three rebounds and block a shot in 11 minutes of action
- Saw action in the Tribe's exhibition victory over Barton College
- A three-year letterwinner at Gaston Day
- A McDonald's All-American nominee
- Garnered All-Southern Piedmont Athletic Association honors as a junior and senior
- Averaged 13.1 points and nine rebounds as a senior at Gaston Day
- Named Hardest Working Player during his senior season at Gaston Day
- As a junior at Gaston Day, helped his team reach the semifinals of the state tournament in North Carolina's largest independent-school classification

SINGLE-GAME HIGHS

POINTS
 Season 3 at Kansas State (11/11/06)
 Career 3 at Kansas State (11/11/06)

FIELD GOALS
 Season 1 at Kansas State (11/11/06)
 1 vs. Wagner (11/20/06)
 Career 1 at Kansas State (11/11/06)
 1 vs. Wagner (11/20/06)

FIELD GOAL ATTEMPTS
 Season 3 at Kansas State (11/11/06)
 3 vs. Wagner (11/20/06)
 Career 3 at Kansas State (11/11/06)
 3 vs. Wagner (11/20/06)

3-POINT FIELD GOALS
 Season None
 Career None

3-POINT FIELD GOAL ATTEMPTS
 Season None
 Career None

FREE THROWS
 Season 1 at Kansas State (11/11/06)
 Career 1 at Kansas State (11/11/06)

FREE THROW ATTEMPTS
 Season 4 at Kansas State (11/11/06)
 Career 4 at Kansas State (11/11/06)

REBOUNDS
 Season 3 at Kansas State (11/11/06)
 3 vs. Wagner (11/20/06)
 Career 3 at Kansas State (11/11/06)
 3 vs. Wagner (11/20/06)

ASSISTS
 Season None
 Career None

STEALS
 Season None
 Career None

BLOCKED SHOTS
 Season 1 at Kansas State (11/11/06)
 1 vs. Wagner (11/20/06)
 Career 1 at Kansas State (11/11/06)
 1 vs. Wagner (11/20/06)

MINUTES
 Season 11 at Kansas State (11/11/06)
 Career 11 at Kansas State (11/11/06)

HESS' 2006-07 GAME-BY-GAME STATISTICS

Date	Opp	Min	FG-A	Pct	3FG-A	Pct	FT-A	Pct	O-D	Tot	PF	A	TO	B	S	Pts
N11	at Kansas St.	11	1-3	.333	0-0	.000	1-4	.250	1-2	3	3	0	1	1	0	3
N20	Wagner	8	1-3	.333	0-0	.000	0-0	.000	0-3	3	2	0	1	1	0	2
N25	at Holy Cross															DNP
N28	at Navy															
D1	Jacksonville St.															
D2	Cornell or VMI															
D5	Towson															
D8	North Florida															
D22	UMBC															
D28	Hampton															
D31	Richmond															
J3	at GMU															
J6	Northeastern															
J8	at Georgia St.															
J10	VCU															
J13	at Delaware															
J17	GMU															
J20	at Hofstra															
J24	at ODU															
J27	Georgia State															
J29	at VCU															
J31	JMU															
F3	UNCW															
F7	at JMU															
F10	at UNCW															
F14	Drexel															
F17	ESPN BracketBusters															
F21	at Drexel															
F24	ODU															

* Games started

HESS' CAREER STATISTICS

Season	G-GS	Min-Avg	FG-A	Pct	3FG-A	Pct	FT-A	Pct	OR-DR	Reb-Avg	PF-FO	A	TO	Blk	St	Pts-Avg
2006-07	2-0	19-9.5	2-6	.333	0-0	.000	1-4	.250	1-5	6-3.0	5-0	0	2	2	0	5-2.5
Career	2-0	19-9.5	2-6	.333	0-0	.000	1-4	.250	1-5	6-3.0	5-0	0	2	2	0	5-2.5

HESS' CAA STATISTICS

Season	G-GS	Min-Avg	FG-A	Pct	3FG-A	Pct	FT-A	Pct	OR-DR	Reb-Avg	PF-FO	A	TO	Blk	St	Pts-Avg
2006-07	0-0	0-0.0	0-0	.000	0-0	.000	0-0	.000	0-0	0-0.0	0-0	0	0	0	0	0-0.0
Career	0-0	0-0.0	0-0	.000	0-0	.000	0-0	.000	0-0	0-0.0	0-0	0	0	0	0	0-0.0

2

DAVID SCHNEIDER

Fr. - G - 6-3 - 175 (Phoenix, Ariz./Brophy Prep)

SINGLE-GAME HIGHS

POINTS

Season 18 at Kansas State (11/11/06)
 Career 18 at Kansas State (11/11/06)

FIELD GOALS

Season 5 at Kansas State (11/11/06)
 Career 5 at Kansas State (11/11/06)

FIELD GOAL ATTEMPTS

Season 14 at Kansas State (11/11/06)
 Career 14 at Kansas State (11/11/06)

3-POINT FIELD GOALS

Season 3 at Kansas State (11/11/06)
 Career 3 at Kansas State (11/11/06)

3-POINT FIELD GOAL ATTEMPTS

Season 9 at Kansas State (11/11/06)
 Career 9 at Kansas State (11/11/06)

FREE THROWS

Season 5 at Kansas State (11/11/06)
 Career 5 at Kansas State (11/11/06)

FREE THROW ATTEMPTS

Season 7 at Kansas State (11/11/06)
 Career 7 at Kansas State (11/11/06)

REBOUNDS

Season 9 at Kansas State (11/11/06)
 Career 9 at Kansas State (11/11/06)

ASSISTS

Season 7 at Kansas State (11/11/06)
 Career 7 at Kansas State (11/11/06)

STEALS

Season 4 at Kansas State (11/11/06)
 Career 4 at Kansas State (11/11/06)

BLOCKED SHOTS

Season None
 Career None

MINUTES

Season 38 at Kansas State (11/11/06)
 Career 38 at Kansas State (11/11/06)

- Ranks third in the CAA in assists per game at 4.7
- Dished out six assists compared to only one turnovers against Wagner (11/20)
- Named CAA Rookie of the Week on Nov. 13 following his performance at Kansas State
- Led the Tribe in points (18), rebounds (9), assists (7), steals (4) and minutes played (38) against the Wildcats
- Turned in an impressive performance in the Tribe's exhibition victory over Barton College with 14 points on 5-of-7 shooting to go along with team-highs in assists (7), rebounds (8) and steals (8)
- His eight steals would have established a Kaplan Arena and W&M school-record
- Earned honorable mention 5A All-State honors at Brophy College Prep
- Garnered first-team all-region accolades in 2005 and 2006
- As a senior at Brophy Prep, averaged 18 points, six rebounds, six assists and two steals
- Father, Jeff Schneider, played basketball at Virginia Tech and was drafted by the Houston Rockets in the fifth round of the 1982 NBA Draft

SCHNEIDER'S 2006-07 GAME-BY-GAME STATISTICS

Date	Opp	Min	FG-A	Pct	3FG-A	Pct	FT-A	Pct	O-D	Tot	PF	A	TO	B	S	Pts
N11	at Kansas St.	38	5-14	.357	3-9	.333	5-7	.714	1-8	9	4	7	5	0	4	18
N20	Wagner	25	2-3	.667	1-2	.500	3-4	.750	0-2	2	3	6	1	0	1	8
N25	at Holy Cross	29	1-7	.143	0-2	.000	2-4	.500	0-1	1	4	1	1	0	3	4
N28	at Navy															
D1	Jacksonville St.															
D2	Cornell or VMI															
D5	Towson															
D8	North Florida															
D22	UMBC															
D28	Hampton															
D31	Richmond															
J3	at GMU															
J6	Northeastern															
J8	at Georgia St.															
J10	VCU															
J13	at Delaware															
J17	GMU															
J20	at Hofstra															
J24	at ODU															
J27	Georgia State															
J29	at VCU															
J31	JMU															
F3	UNCW															
F7	at JMU															
F10	at UNCW															
F14	Drexel															
F17	ESPN BracketBusters															
F21	at Drexel															
F24	ODU															

• Games started

SCHNEIDER'S CAREER STATISTICS

Season	G-GS	Min-Avg	FG-A	Pct	3FG-A	Pct	FT-A	Pct	OR-DR	Reb-Avg	PF-FO	A	TO	Blk	St	Pts-Avg
2006-07	3-3	92-30.7	8-24	.333	4-13	.308	10-15	.667	1-11	12-4.0	11-0	14	7	0	8	30-10.0
Career	3-3	92-30.7	8-24	.333	4-13	.308	10-15	.667	1-11	12-4.0	11-0	14	7	0	8	30-10.0

SCHNEIDER'S CAA STATISTICS

Season	G-GS	Min-Avg	FG-A	Pct	3FG-A	Pct	FT-A	Pct	OR-DR	Reb-Avg	PF-FO	A	TO	Blk	St	Pts-Avg
2006-07	0-0	0-0.0	0-0	.000	0-0	.000	0-0	.000	0-0	0-0.0	0-0	0	0	0	0	0-0.0
Career	0-0	0-0.0	0-0	.000	0-0	.000	0-0	.000	0-0	0-0.0	0-0	0	0	0	0	0-0.0

3

ADAM TRUMBOWER

Sr. - G - 6-3 - 190 (Roanoke, Va./Cave Spring)

- Played 16 minutes, finishing with two points, a rebound and an assist against Wagner (11/20)
- Earned scholarship for his senior season after playing his first three years at W&M as a walk on
- Played in 21 contests as a junior in 2005-06
- Scored a season-high seven points against VCU (1/19/06), while logging a season-high 16 minutes
- Tallied four points in the Tribe's season-opening win over Maine (11/18/05)
- Registered steals against Delaware (2/15/06), Georgia State (2/4/06) and at VCU (1/19/06)
- Finished with five points and two assists against Hofstra (1/31/05)
- Had six points at UNC Greensboro (12/20/04)
- Played in 28 games, including two starts as a freshman in 2003-04
- Became the first walk on to start a game since 1996-97
- Tallied career-high eight points and seven rebounds off the bench at Radford (11/24/03)
- Set a career high with five assists in start at Delaware (1/21/04)
- Played 25 minutes with six points, three rebounds and two assists against Liberty (11/23/03) in his first career game.
- High school teammate of current Orlando Magic player and the ACC's all-time leading scorer J.J. Redick, who played collegiately at Duke

SINGLE-GAME HIGHS	
POINTS	
Season	2 vs. Wagner (11/20/06)
Career	8 vs. Campbell (12/30/03) 8 at Radford (11/24/03)
FIELD GOALS	
Season	1 vs. Wagner (11/20/06)
Career	3 vs. Campbell (12/30/03) 3 at Radford (11/24/03)
FIELD GOAL ATTEMPTS	
Season	2 vs. Wagner (11/20/06)
Career	7 vs. Campbell (12/30/03) 7 at Radford (11/24/03)
3-POINT FIELD GOALS	
Season	None
Career	2, three times, most recently at UNC Greensboro (12/20/04)
3-POINT FIELD GOAL ATTEMPTS	
Season	1 vs. Wagner (11/20/06)
Career	6 at Radford (11/24/03)
FREE THROWS	
Season	None
Career	5 at Virginia Tech (12/23/03)
FREE THROW ATTEMPTS	
Season	None
Career	6 at Virginia Tech (12/23/03)
REBOUNDS	
Season	1, three times, most recently at Holy Cross (11/25/06)
Career	7 at Radford (11/24/03)
ASSISTS	
Season	1 vs. Wagner (11/20/06)
Career	5 at Delaware (1/21/04)
STEALS	
Season	None
Career	2 at Drexel (2/7/04)
BLOCKED SHOTS	
Season	None
Career	1 vs. Drexel (2/2/05) 1 at Towson (1/14/04)
MINUTES	
Season	16 vs. Wagner (11/20/06)
Career	36 at Delaware (1/21/04)

TRUMBOWER'S 2006-07 GAME-BY-GAME STATISTICS

Date	Opp	Min	FG-A	Pct	3FG-A	Pct	FT-A	Pct	O-D	Tot	PF	A	TO	B	S	Pts
N11	at Kansas St.	2	0-0	.000	0-0	.000	0-0	.000	0-1	1	0	0	1	0	0	0
N20	Wagner	16	1-2	.500	0-1	.000	0-0	.000	0-1	1	2	1	1	0	0	2
N25	at Holy Cross	4	0-0	.000	0-0	.000	0-0	.000	0-1	1	1	1	0	0	0	0
N28	at Navy															
D1	Jacksonville St.															
D2	Cornell or VMI															
D5	Towson															
D8	North Florida															
D22	UMBC															
D28	Hampton															
D31	Richmond															
J3	at GMU															
J6	Northeastern															
J8	at Georgia St.															
J10	VCU															
J13	at Delaware															
J17	GMU															
J20	at Hofstra															
J24	at ODU															
J27	Georgia State															
J29	at VCU															
J31	JMU															
F3	UNCW															
F7	at JMU															
F10	at UNCW															
F14	Drexel															
F17	ESPN BracketBusters															
F21	at Drexel															
F24	ODU															

* Games started

TRUMBOWER'S CAREER STATISTICS

Season	G-GS	Min-Avg	FG-A	Pct	3FG-A	Pct	FT-A	Pct	OR-DR	Reb-Avg	PF-FO	A	TO	Blk	St	Pts-Avg
2003-04	28-2	482-17.2	19-74	.257	9-55	.164	16-24	.667	14-28	42-1.5	32-0	36	28	1	5	63-2.3
2004-05	15-1	90-6.0	6-18	.333	3-10	.300	11-11	1.000	4-10	14-0.9	5-0	6	7	1	3	26-1.7
2005-06	21-0	106-5.0	2-18	.111	1-9	.111	7-9	.778	2-5	7-0.3	13-0	5	8	0	3	12-0.6
2006-07	3-0	22-7.3	1-2	.000	0-1	.000	0-0	.000	0-3	3-1.0	3-0	2	2	0	0	2-0.7
Career	67-3	700-10.4	28-112	.250	13-75	.173	34-44	.773	20-47	67-1.0	53-0	49	45	2	11	103-1.5

TRUMBOWER'S CAA STATISTICS

Season	G-GS	Min-Avg	FG-A	Pct	3FG-A	Pct	FT-A	Pct	OR-DR	Reb-Avg	PF-FO	A	TO	Blk	St	Pts-Avg
2003-04	18-2	278-15.4	6-35	.171	3-26	.115	7-11	.636	7-8	15-0.8	22-0	22	16	1	3	22-1.2
2004-05	8-1	58-7.3	4-10	.400	1-4	.250	8-8	1.000	2-5	7-0.9	4-0	4	4	1	1	17-2.1
2005-06	15-0	87-5.8	1-12	.083	1-7	.143	5-7	.714	1-5	6-0.4	9-0	5	7	0	3	8-0.5
2006-07	0-0	0-0.0	0-0	.000	0-0	.000	0-0	.000	0-0	0-0.0	0-0	0	0	0	0	0-0.0
Career	41-3	423-10.3	11-57	.193	5-37	.135	20-26	.769	10-18	28-0.7	35-0	31	27	2	7	47-1.1

SINGLE-GAME HIGHS

POINTS
 Season 3 at Holy Cross (11/25/06)
 Career 10 vs. Maine (11/18/05)

FIELD GOALS
 Season 1, three times, most recently at Holy Cross (11/25/06)
 Career 3 vs. Georgia State (2/4/06)
 3 vs. Maine (11/18/05)

FIELD GOAL ATTEMPTS
 Season 4 vs. Wagner (11/20/06)
 4 at Kansas State (11/11/06)
 Career 8 vs. Maine (11/18/05)

3-POINT FIELD GOALS
 Season None
 Career None

3-POINT FIELD GOAL ATTEMPTS
 Season None
 Career 1 at VCU (1/19/06)

FREE THROWS
 Season 1 at Holy Cross (11/25/06)
 Career 4 vs. Maine (11/18/05)

FREE THROW ATTEMPTS
 Season 1 at Holy Cross (11/25/06)
 1 vs. Wagner (11/20/06)
 Career 6 vs. Maine (11/18/05)

REBOUNDS
 Season 5 vs. Wagner (11/20/06)
 Career 6 at Old Dominion (2/9/06)

ASSISTS
 Season None
 Career 1, four times, most recently vs. Georgia State (2/4/06)

STEALS
 Season None
 Career 2 at Towson (12/3/05)

BLOCKED SHOTS
 Season 1 at Holy Cross (11/25/06)
 1 vs. Wagner (11/20/06)
 Career 3 vs. Maine (11/18/05)

MINUTES
 Season 13 at Kansas State (11/11/06)
 Career 18 vs. Maine (11/18/05)

4

ALEX SMITH

So. - F - 6-5 - 250 (Greenville, S.C./Oak Hill Academy (Va.))

- Had a three-point play in the opening half against Holy Cross (11/25)
- Pulled down a season-high five rebounds against Wagner (11/20)
- Played 13 minutes against Kansas State and chipped in two points and three rebounds
- Started three contests, while appearing in 27 as a freshman in 2005-06
- Made his first career start against Campbell (11/26/05) before making starts in the following two contests at Longwood (11/28/05) and vs. UNC Wilmington (11/30/05)
- Scored a career-high 10 points in his first career game against Maine (11/18/05)
- Played a season-high 18 minutes against the Black Bears, adding five rebounds
- Pulled down a career-high and team-high six rebounds at Old Dominion (2/9/06)
- Played for national power Oak Hill Academy in 2004-05, which ended the season ranked No. 1 in the nation in the *USA Today* Super 25 Boys' Basketball Rankings and finished the season with a record of 34-2
- Attended J.L. Mann High School in Greenville, S.C., before attending Oak Hill, where he averaged 19 points and 14 rebounds a game and was a South Carolina first-team all-state selection

SMITH'S 2006-07 GAME-BY-GAME STATISTICS

Date	Opp	Min	FG-A	Pct	3FG-A	Pct	FT-A	Pct	O-D	Tot	PF	A	TO	B	S	Pts
N11	at Kansas St.	13	1-4	.250	0-0	.000	0-0	.000	1-2	3	2	0	0	0	0	2
N20	Wagner	12	1-4	.250	0-0	.000	0-1	.000	1-4	5	3	0	0	1	0	2
N25	at Holy Cross	11	1-2	.500	0-0	.000	1-1	1.000	0-2	2	5	0	1	1	0	3
N28	at Navy															
D1	Jacksonville St.															
D2	Cornell or VMI															
D5	Towson															
D8	North Florida															
D22	UMBC															
D28	Hampton															
D31	Richmond															
J3	at GMU															
J6	Northeastern															
J8	at Georgia St.															
J10	VCU															
J13	at Delaware															
J17	GMU															
J20	at Hofstra															
J24	at ODU															
J27	Georgia State															
J29	at VCU															
J31	JMU															
F3	UNCW															
F7	at JMU															
F10	at UNCW															
F14	Drexel															
F17	ESPN BracketBusters															
F21	at Drexel															
F24	ODU															

• Games started

SMITH'S CAREER STATISTICS

Season	G-GS	Min-Avg	FG-A	Pct	3FG-A	Pct	FT-A	Pct	OR-DR	Reb-Avg	PF-FO	A	TO	Blk	St	Pts-Avg
2005-06	27-3	252-9.3	23-51	.451	0-1	.000	23-35	.657	16-40	56-2.1	25-1	4	21	6	5	69-2.6
2006-07	3-0	36-12.0	3-10	.300	0-0	.000	1-2	.500	2-8	10-3.3	10-1	0	1	2	0	7-2.3
Career	30-3	288-9.6	26-61	.426	0-1	.000	24-37	.694	18-48	66-2.2	35-2	4	22	8	5	76-2.5

SMITH'S CAA STATISTICS

Season	G-GS	Min-Avg	FG-A	Pct	3FG-A	Pct	FT-A	Pct	OR-DR	Reb-Avg	PF-FO	A	TO	Blk	St	Pts-Avg
2005-06	17-1	160-9.4	14-29	.483	0-1	.000	13-20	.650	10-27	37-2.2	17-1	2	11	2	3	41-2.4
2006-07	0-0	0-0.0	0-0	.000	0-0	.000	0-0	.000	0-0	0-0.0	0-0	0	0	0	0	0-0.0
Career	17-1	160-9.4	14-29	.483	0-1	.000	13-20	.650	10-27	37-2.2	17-1	2	11	2	3	41-2.4

11

NATHAN MANN

Jr. - G - 6-2 - 190 (Overland Park, Kan./St. Thomas Aquinas)

- Finished with 12 points on 5-of-9 from the floor, including a pair of 3-point field goals against Holy Cross (11/25)
- Led W&M in rebounds (6) and assists (4) against the Crusaders
- Ranks ninth in school history in career 3-point field goal percentage (.359) and sixth in 3-point field goals per game (1.54)
- The Tribe's top 3-point threat, hitting on .411 (51-of-124) from downtown, in 2005-06
- Ranked third in the CAA (all games) in 3-point field-goal percentage and 12th in 3-point field-goals made
- His 3-point field-goal percentage for the season was the sixth-best mark in school history
- Notched his second career 20-plus point game with a season-high 21 at Georgia State (1/14/06), including five 3-point field goals
- Knocked down four, or more, 3-pointers on six occasions, including three contests of five trifectas
- Led team in assists as a freshman with 76, ranking 12th in the CAA at 2.62 per contest
- Scored career-high 25 points, shooting 10-of-19 from the floor and 5-of-11 from the 3-point line in 41 minutes in double-overtime game against George Mason (2/12/05)

SINGLE-GAME HIGHS

POINTS
 Season 12 at Holy Cross (11/25/06)
 Career 25 vs. George Mason (2/12/05)

FIELD GOALS
 Season 5 at Holy Cross (11/25/06)
 Career 10 vs. George Mason (2/12/05)

FIELD GOAL ATTEMPTS
 Season 9 at Holy Cross (11/25/06)
 Career 19 vs. George Mason (2/12/05)

3-POINT FIELD GOALS
 Season 2 at Holy Cross (11/25/06)
 Career 5, four times, most recently at Georgia State (1/14/06)

3-POINT FIELD GOAL ATTEMPTS
 Season 5 at Holy Cross (11/25/06)
 5 at Kansas State (11/11/06)
 Career 11 vs. George Mason (2/12/05)

FREE THROWS
 Season None
 Career 4, four times, most recently at Drexel (2/23/06)

FREE THROW ATTEMPTS
 Season 1 at Holy Cross (11/25/06)
 Career 6 vs. Hampton (12/30/04)

REBOUNDS
 Season 6 at Holy Cross (11/25/06)
 Career 6, four times, most recently at Holy Cross (11/25/06)

ASSISTS
 Season 4 at Holy Cross (11/25/06)
 Career 6 vs. Towson (1/26/05)

STEALS
 Season 1 vs. Wagner (11/20/06)
 1 at Kansas State (11/11/06)
 Career 5 vs. Maine (11/18/05)
 5 vs. Longwood (12/1/04)

BLOCKED SHOTS
 Season 1 vs. Wagner (11/20/06)
 Career 1, four times, most recently vs. Wagner (11/20/06)

MINUTES
 Season 27 at Holy Cross (11/25/06)
 Career 41 vs. George Mason (2/12/05)

MANN'S 2006-07 GAME-BY-GAME STATISTICS

Date	Opp	Min	FG-A	Pct	3FG-A	Pct	FT-A	Pct	O-D	Tot	PF	A	TO	B	S	Pts
N11	at Kansas St.	20	2-6	.333	1-5	.200	0-0	.000	1-0	1	5	1	1	0	1	5
N20	Wagner	23	0-6	.000	0-3	.000	0-0	.000	0-3	3	0	1	0	1	1	0
N25	at Holy Cross	27	5-9	.556	2-5	.400	0-1	.000	0-6	6	3	4	0	0	0	12
N28	at Navy															
D1	Jacksonville St.															
D2	Cornell or VMI															
D5	Towson															
D8	North Florida															
D22	UMBC															
D28	Hampton															
D31	Richmond															
J3	at GMU															
J6	Northeastern															
J8	at Georgia St.															
J10	VCU															
J13	at Delaware															
J17	GMU															
J20	at Hofstra															
J24	at ODU															
J27	Georgia State															
J29	at VCU															
J31	JMU															
F3	UNCW															
F7	at JMU															
F10	at UNCW															
F14	Drexel															
F17	ESPN BracketBusters															
F21	at Drexel															
F24	ODU															

* Games started

MANN'S CAREER STATISTICS

Season	G-GS	Min-Avg	FG-A	Pct	3FG-A	Pct	FT-A	Pct	OR-DR	Reb-Avg	PF-FO	A	TO	Blk	St	Pts-Avg
2004-05	29-18	696-24.0	82-226	.363	37-121	.306	25-36	.694	10-58	68-2.3	37-0	76	67	3	25	226-7.8
2005-06	28-7	611-21.8	72-196	.367	51-124	.411	23-30	.767	7-56	63-2.3	46-0	46	31	0	21	218-7.8
2006-07	3-3	70-23.3	7-21	.333	3-13	.125	0-1	.000	0-10	10-3.3	8-1	6	1	1	2	17-5.7
Career	60-28	1377-23.0	161-443	.363	91-258	.353	48-67	.716	17-124	141-2.4	91-1	128	99	4	48	461-7.7

MANN'S CAA STATISTICS

Season	G-GS	Min-Avg	FG-A	Pct	3FG-A	Pct	FT-A	Pct	OR-DR	Reb-Avg	PF-FO	A	TO	Blk	St	Pts-Avg
2004-05	18-11	460-25.6	54-150	.360	21-77	.273	16-22	.727	7-36	43-2.4	25-0	47	33	2	13	145-8.1
2005-06	18-3	365-20.3	45-124	.363	34-81	.420	16-22	.727	4-29	33-1.8	26-0	26	18	0	8	140-7.8
2006-07	0-0	0-0.0	0-0	.000	0-0	.000	0-0	.000	0-0	0-0.0	0-0	0	0	0	0	0-0.0
Career	36-14	825-22.9	99-274	.361	55-158	.348	32-44	.727	11-65	76-2.1	51-0	73	51	2	21	285-7.9

12

MARCUS BARNETT

Jr. - G - 6-2 - 195 (Hampton, Va./Phoebus)

SINGLE-GAME HIGHS

POINTS	
Season	None
Career	None

FIELD GOALS	
Season	None
Career	None

FIELD GOAL ATTEMPTS	
Season	None
Career	None

3-POINT FIELD GOALS	
Season	None
Career	None

3-POINT FIELD GOAL ATTEMPTS	
Season	None
Career	None

FREE THROWS	
Season	None
Career	None

FREE THROW ATTEMPTS	
Season	1 vs. Wagner (11/20/06)
Career	1 vs. Wagner (11/20/06)

REBOUNDS	
Season	1 vs. Wagner (11/20/06)
Career	1 vs. Wagner (11/20/06)

ASSISTS	
Season	None
Career	None

STEALS	
Season	None
Career	None

BLOCKED SHOTS	
Season	1 vs. Wagner (11/20/06)
Career	1 vs. Wagner (11/20/06)

MINUTES	
Season	2 vs. Wagner (11/20/06)
Career	2 vs. Wagner (11/20/06)

- Saw the first action of his W&M career against Wagner (11/20) and finished with a rebound and a blocked shot
- Joined the Tribe as a walk-on prior to the 2006-07 season
- A three-year letterwinner as a point and shooting guard at Phoebus
- A 2004 Basketball Zooms Scholar-Athlete Award winner
- Was the Phoebus team captain in 2003-04
- Lived and grew up in Italy

BARNETT'S 2006-07 GAME-BY-GAME STATISTICS

Date	Opp	Min	FG-A	Pct	3FG-A	Pct	FT-A	Pct	O-D	Tot	PF	A	TO	B	S	Pts
N11	at Kansas St.															
N20	Wagner	2	0-0	.000	0-0	.000	0-1	.000	0-1	1	1	0	0	1	0	0
N25	at Holy Cross															
N28	at Navy															
D1	Jacksonville St.															
D2	Cornell or VMI															
D5	Towson															
D8	North Florida															
D22	UMBC															
D28	Hampton															
D31	Richmond															
J3	at GMU															
J6	Northeastern															
J8	at Georgia St.															
J10	VCU															
J13	at Delaware															
J17	GMU															
J20	at Hofstra															
J24	at ODU															
J27	Georgia State															
J29	at VCU															
J31	JMU															
F3	UNCW															
F7	at JMU															
F10	at UNCW															
F14	Drexel															
F17	ESPN BracketBusters															
F21	at Drexel															
F24	ODU															

• Games started

BARNETT'S CAREER STATISTICS

Season	G-GS	Min-Avg	FG-A	Pct	3FG-A	Pct	FT-A	Pct	OR-DR	Reb-Avg	PF-FO	A	TO	Blk	St	Pts-Avg
2006-07	1-0	2-2.0	0-0	.000	0-0	.000	0-1	.000	0-1	1-1.0	1-0	0	0	1	0	0-0.0
Career	1-0	2-2.0	0-0	.000	0-0	.000	0-1	.000	0-1	1-1.0	1-0	0	0	1	0	0-0.0

BARNETT'S CAA STATISTICS

Season	G-GS	Min-Avg	FG-A	Pct	3FG-A	Pct	FT-A	Pct	OR-DR	Reb-Avg	PF-FO	A	TO	Blk	St	Pts-Avg
2006-07	0-0	0-0.0	0-0	.000	0-0	.000	0-0	.000	0-0	0-0.0	0-0	0	0	0	0	0-0.0
Career	0-0	0-0.0	0-0	.000	0-0	.000	0-0	.000	0-0	0-0.0	0-0	0	0	0	0	0-0.0

13

LAIMISKISIELIUS

Jr. - F - 6-8 - 210 (Vilnius, Lithuania/Miller School (Va.))

- Leads the CAA in 3-point field goal percentage at 63.6 percent
- Led W&M with 18 points on 8-of-12 from the floor against Wagner (11/20)
- Established career highs with eight field goals and three steals vs. Wagner
- Hit his first five 3-point attempts on the season and ranks second in the CAA in 3-point field goal percentage
- Hit on 5-of-7 from the floor, including a perfect 3-of-3 from 3-point range against Kansas State for 16 points
- Played for Lithuania in the Global Games over the summer and helped his squad to a silver medal in the tournament
- Led the Tribe in scoring on two occasions and rebounding on four occasions in 2005-06
- Notched double figures in scoring in nine games, including four straight from Nov. 22-30
- Poured in a season-high 19 points in an 88-75 win over Longwood (11/28/05)
- Had eight games of five or more rebounds, including a career-high nine at UMBC(12/17/05)
- CAA All-Rookie selection in 2004-05
- Earned CAA Rookie of the Week honors on Feb. 21, 2005
- Tallied a career-high 23 points, along with five assists, at UNC Wilmington (2/9/04)

SINGLE-GAME HIGHS

POINTS	
Season	18 vs. Wagner (11/20/06)
Career	23 at UNC Wilmington (2/9/05)
FIELD GOALS	
Season	8 vs. Wagner (11/20/06)
Career	8 vs. Wagner (11/20/06)
FIELD GOAL ATTEMPTS	
Season	12 vs. Wagner (11/20/06)
Career	15 at UNC Wilmington (2/9/05)
3-POINT FIELD GOALS	
Season	3 at Kansas State (11/11/06)
Career	3, three times, most recently at Kansas State (11/11/06)
3-POINT FIELD GOAL ATTEMPTS	
Season	4 at Holy Cross (11/25/06)
	4 vs. Wagner (11/20/06)
Career	8 at UNC Wilmington (2/9/05)
FREE THROWS	
Season	3 at Kansas State (11/11/06)
Career	8, James Madison (2/16/05)
FREE THROW ATTEMPTS	
Season	4 at Kansas State (11/11/06)
Career	11, James Madison (2/16/05)
REBOUNDS	
Season	2 vs. Wagner (11/20/06)
	2 at Kansas State (11/11/06)
Career	9 at UMBC (12/17/05)
ASSISTS	
Season	2 at Kansas State (11/11/06)
Career	5 at Northeastern (2/2) 5 at UNC Wilmington (2/9/05)
STEALS	
Season	3 vs. Wagner (11/20/06)
Career	3 vs. Wagner (11/20/06)
BLOCKED SHOTS	
Season	1 at Holy Cross (11/25/06)
Career	2 at Delaware (2/5/05)
MINUTES	
Season	35 at Kansas State (11/11/06)
Career	35, four times, most recently at Kansas State (11/11/06)

KISIELIUS' 2006-07 GAME-BY-GAME STATISTICS

Date	Opp	Min	FG-A	Pct	3FG-A	Pct	FT-A	Pct	O-D	Tot	PF	A	TO	B	S	Pts
N11	at Kansas St.	35	5-7	.714	3-3	1.000	3-4	.750	1-1	2	3	2	3	0	1	16
N20	Wagner	28	8-12	.667	2-4	.500	0-1	.000	0-2	2	4	1	3	0	3	18
N25	at Holy Cross	30	4-10	.400	2-4	.500	0-0	.000	1-2	3	1	1	5	1	0	10
N28	at Navy															
D1	Jacksonville St.															
D2	Cornell or VMI															
D5	Towson															
D8	North Florida															
D22	UMBC															
D28	Hampton															
D31	Richmond															
J3	at GMU															
J6	Northeastern															
J8	at Georgia St.															
J10	VCU															
J13	at Delaware															
J17	GMU															
J20	at Hofstra															
J24	at ODU															
J27	Georgia State															
J29	at VCU															
J31	JMU															
F3	UNCW															
F7	at JMU															
F10	at UNCW															
F14	Drexel															
F17	ESPN BracketBusters															
F21	at Drexel															
F24	ODU															

* Games started

KISIELIUS' CAREER STATISTICS

Season	G-GS	Min-Avg	FG-A	Pct	3FG-A	Pct	FT-A	Pct	OR-DR	Reb-Avg	PF-FO	A	TO	Blk	St	Pts-Avg
2004-05	28-20	710-25.4	78-203	.384	19-63	.302	69-90	.767	22-65	87-3.1	55-3	53	60	4	14	244-8.7
2005-06	28-25	634-22.6	68-198	.343	12-60	.200	51-68	.750	30-67	97-3.5	53-2	41	64	1	14	199-7.1
2006-07	3-3	93-31.0	17-29	.586	7-11	.636	3-5	.600	2-5	7-2.3	8-0	4	10	1	4	44-14.7
Career	59-48	1437-24.4	163-430	.379	38-134	.284	123-163	.754	54-137	191-3.2	116-5	98	134	6	32	487-8.3

KISIELIUS' CAA STATISTICS

Season	G-GS	Min-Avg	FG-A	Pct	3FG-A	Pct	FT-A	Pct	OR-DR	Reb-Avg	PF-FO	A	TO	Blk	St	Pts-Avg
2004-05	18-14	504-28.0	57-145	.393	13-36	.361	54-69	.783	17-46	63-3.5	35-1	36	39	4	4	181-10.1
2005-06	18-15	390-21.7	40-125	.320	6-36	.167	31-40	.775	18-27	45-2.5	37-2	25	38	1	9	117-6.5
2006-07	0-0	0-0.0	0-0	.000	0-0	.000	0-0	.000	0-0	0-0.0	0-0	0	0	0	0	0-0.0
Career	36-29	894-24.8	97-270	.359	19-72	.264	85-109	.780	35-73	108-3.0	72-3	61	77	5	13	298-8.3

15

PETERSTEIN

So. - F - 6-9 - 225 (Houton, Texas/Westbury Christian)

SINGLE-GAME HIGHS

POINTS

Season 4 at Kansas State (11/11/06)
 Career 16 vs. James Madison (1/28/06)

FIELD GOALS

Season 2 at Kansas State (11/11/06)
 Career 6 vs. Campbell (11/26/05)

FIELD GOAL ATTEMPTS

Season 4 at Kansas State (11/11/06)
 Career 7, three times, most recently
 at Drexel (2/23/06)

3-POINT FIELD GOALS

Season None
 Career None

3-POINT FIELD GOAL ATTEMPTS

Season None
 Career 1, six times, most recently
 vs. Virginia Commonwealth (2/25/06)

FREE THROWS

Season 1 at Holy Cross (11/25/06)
 Career 8 vs. James Madison (1/28/06)

FREE THROW ATTEMPTS

Season 2 at Holy Cross (11/25/06)
 Career 11 vs. James Madison (1/28/06)

REBOUNDS

Season 6 at Kansas State (11/11/06)
 Career 6 at Kansas State (11/11/06)
 6 vs. Delaware (2/15/06)

ASSISTS

Season 2 at Kansas State (11/11/06)
 Career 3, three times, most recently
 vs. Hofstra (2/20/06)

STEALS

Season None
 Career 2 vs. Hofstra (2/20/06)
 2 vs. Campbell (11/26/05)

BLOCKED SHOTS

Season None
 Career 2 at Old Dominion (2/9/06)

MINUTES

Season 20 at Kansas State (11/11/06)
 Career 24 vs. Delaware (2/15/06)

- Equaled a career high with six rebounds against Kansas State, while adding four points in 20 minutes of action
- Started the Tribe's exhibition opening victory over Barton College, scoring seven points and pulling down two rebounds
- Played in 25 contests, while making a trio of starts as a freshman
- Averaged 14.8 minutes per game, while shooting .577 (41-of-71) from the field
- Finished the season with averages of 4.0 points and 2.0 rebounds per game
- Scored in double figures on three occasions
- Had a career high 16 points on a perfect 4-of-4 from the field and 8-of-11 from the free throw line in an 86-68 victory over James Madison (1/28/06)
- Two-time all-state selection at Westbury Christian
- Helped team win three Texas Private School state championships
- McDonald's All-American nominee

STEIN'S 2006-07 GAME-BY-GAME STATISTICS

Date	Opp	Min	FG-A	Pct	3FG-A	Pct	FT-A	Pct	O-D	Tot	PF	A	TO	B	S	Pts
N11	at Kansas St.	20	2-4	.500	0-0	.000	0-0	.000	3-3	6	4	2	2	0	0	4
N20	Wagner	7	1-1	1.000	0-0	.000	0-0	.000	0-0	0	4	1	1	0	0	2
N25	at Holy Cross	18	1-1	1.000	0-0	.000	1-2	.500	0-0	0	2	0	4	0	0	3
N28	at Navy															
D1	Jacksonville St.															
D2	Cornell or VMI															
D5	Towson															
D8	North Florida															
D22	UMBC															
D28	Hampton															
D31	Richmond															
J3	at GMU															
J6	Northeastern															
J8	at Georgia St.															
J10	VCU															
J13	at Delaware															
J17	GMU															
J20	at Hofstra															
J24	at ODU															
J27	Georgia State															
J29	at VCU															
J31	JMU															
F3	UNCW															
F7	at JMU															
F10	at UNCW															
F14	Drexel															
F17	ESPN BracketBusters															
F21	at Drexel															
F24	ODU															

* Games started

STEIN'S CAREER STATISTICS

Season	G-GS	Min-Avg	FG-A	Pct	3FG-A	Pct	FT-A	Pct	OR-DR	Reb-Avg	PF-FO	A	TO	Blk	St	Pts-Avg
2005-06	25-3	371-14.8	41-71	.577	0-6	.000	19-32	.594	19-30	49-2.0	44-1	18	33	4	9	101-4.0
2006-07	3-2	45-15.0	4-6	.667	0-0	.000	1-2	.500	3-3	6-2.0	10-0	3	7	0	0	9-3.0
Career	28-5	416-14.9	45-77	.584	0-6	.000	20-34	.588	22-33	55-2.0	54-1	21	40	4	9	110-3.9

STEIN'S CAA STATISTICS

Season	G-GS	Min-Avg	FG-A	Pct	3FG-A	Pct	FT-A	Pct	OR-DR	Reb-Avg	PF-FO	A	TO	Blk	St	Pts-Avg
2005-06	17-1	270-15.9	28-51	.549	0-5	.000	18-30	.600	16-19	35-2.1	31-1	13	24	4	6	74-4.4
2006-07	0-0	0-0.0	0-0	.000	0-0	.000	0-0	.000	0-0	0-0.0	0-0	0	0	0	0	0-0.0
Career	17-1	270-15.9	28-51	.549	0-5	.000	18-30	.600	16-19	35-2.1	31-1	13	24	4	6	74-4.4

20

KYLE CARRABINE

Jr. - F - 6-7 - 205 (Naperville, Ill./Neuqua Valley)

- Played a career-high 12 minutes against Wagner (11/20) and finished with four points and a rebound
- Came off the bench in the second half against Kansas State
- Played in eight games for the Tribe and averaged 1.1 points and 0.5 rebounds per contest as a sophomore
- Knocked down his lone 3-point field goal on the season on his way to scoring a career-high five points at Old Dominion (2/9/06)
- Pulled down a career-high three rebounds in the season-opening victory over Maine (11/18/05)
- Played a season-high 10 minutes at Towson (12/3/05)
- First career points came on a 3-pointer at No. 8 Kentucky (12/22/04)
- Played in 15 games with 15 points in 2004-05
- Scored four points in nine minutes at Hofstra (1/31/05)
- Tallied two points and an assist against Old Dominion in the CAA Tournament (3/5/05)

SINGLE-GAME HIGHS

POINTS	
Season	4 vs. Wagner (11/20/06)
Career	5 at Old Dominion (2/9/06)
FIELD GOALS	
Season	1 vs. Wagner (11/20/06)
Career	2 at Hofstra (1/31/05)
FIELD GOAL ATTEMPTS	
Season	1 vs. Wagner (11/20/06)
Career	5 at Towson (12/3/05)
3-POINT FIELD GOALS	
Season	None
Career	1, three times, most recently at Old Dominion (2/9/06)
3-POINT FIELD GOAL ATTEMPTS	
Season	None
Career	4 at Towson (12/3/05)
FREE THROWS	
Season	2 vs. Wagner (11/20/06)
Career	2 vs. Wagner (11/20/06) 2 at Old Dominion (2/9/06)
FREE THROW ATTEMPTS	
Season	3 vs. Wagner (11/20/06)
Career	3 vs. Wagner (11/20/06) 3 at Old Dominion (2/9/06)
REBOUNDS	
Season	1 vs. Wagner (11/20/06)
Career	3 vs. Maine (11/18/05)
ASSISTS	
Season	None
Career	1, three times, most recently vs. Old Dominion (3/5/05)
STEALS	
Season	None
Career	1, three times, most recently at Virginia Commonwealth (2/23/05)
BLOCKED SHOTS	
Season	None
Career	None
MINUTES	
Season	12 vs. Wagner (11/20/06)
Career	12 vs. Wagner (11/20/06)

CARRABINE'S 2006-07 GAME-BY-GAME STATISTICS

Date	Opp	Min	FG-A	Pct	3FG-A	Pct	FT-A	Pct	O-D	Tot	PF	A	TO	B	S	Pts
N11	at Kansas St.	3	0-0	.000	0-0	.000	0-0	.000	0-0	0	0	0	0	0	0	0
N20	Wagner	12	1-1	1.000	0-0	.000	2-3	.667	0-1	1	0	0	0	0	0	4
N25	at Holy Cross	2	0-0	.000	0-0	.000	0-0	.000	0-0	0	0	0	0	0	0	0
N28	at Navy															
D1	Jacksonville St.															
D2	Cornell or VMI															
D5	Towson															
D8	North Florida															
D22	UMBC															
D28	Hampton															
D31	Richmond															
J3	at GMU															
J6	Northeastern															
J8	at Georgia St.															
J10	VCU															
J13	at Delaware															
J17	GMU															
J20	at Hofstra															
J24	at ODU															
J27	Georgia State															
J29	at VCU															
J31	JMU															
F3	UNCW															
F7	at JMU															
F10	at UNCW															
F14	Drexel															
F17	ESPN BracketBusters															
F21	at Drexel															
F24	ODU															

* Games started

CARRABINE'S CAREER STATISTICS

Season	G-GS	Min-Avg	FG-A	Pct	3FG-A	Pct	FT-A	Pct	OR-DR	Reb-Avg	PF-FO	A	TO	Blk	St	Pts-Avg
2004-05	15-0	75-5.0	6-16	.375	2-10	.200	1-2	.500	2-4	6-0.4	5-0	3	1	0	3	15-1.0
2005-06	8-0	30-3.8	3-11	.273	1-6	.167	2-3	.667	0-4	4-0.5	0-0	0	2	0	0	9-1.1
2006-07	3-0	17-5.7	1-1	1.000	0-0	.000	2-3	.667	0-1	1-0.5	0-0	0	0	0	0	4-1.3
Career	26-0	122-4.7	10-28	.357	3-16	.186	5-8	.625	2-9	11-0.4	5-0	3	3	0	3	28-1.1

CARRABINE'S CAA STATISTICS

Season	G-GS	Min-Avg	FG-A	Pct	3FG-A	Pct	FT-A	Pct	OR-DR	Reb-Avg	PF-FO	A	TO	Blk	St	Pts-Avg
2004-05	9-0	52-5.8	4-9	.444	1-5	.200	1-2	.500	2-4	6-0.7	4-0	0	1	0	1	10-1.1
2005-06	7-0	23-3.3	3-8	.375	1-5	.200	2-3	.667	0-1	1-0.1	0-0	0	0	0	0	9-1.3
2006-07	0-0	0-0.0	0-0	.000	0-0	.000	0-0	.000	0-0	0-0.0	0-0	0	0	0	0	0-0.0
Career	16-0	75-4.7	7-17	.412	2-10	.200	3-5	.600	2-5	7-0.4	4-0	0	1	0	1	19-1.2

22

DANNY SUMNER

Fr. - F - 6-7 - 190 (Fairfax, Va./Paul VI)

SINGLE-GAME HIGHS

POINTS

Season 12 vs. Wagner (11/20/06)
 Career 12 vs. Wagner (11/20/06)

FIELD GOALS

Season 5 vs. Wagner (11/20/06)
 Career 5 vs. Wagner (11/20/06)

FIELD GOAL ATTEMPTS

Season 10 vs. Wagner (11/20/06)
 Career 10 vs. Wagner (11/20/06)

3-POINT FIELD GOALS

Season 2 vs. Wagner (11/20/06)
 Career 2 vs. Wagner (11/20/06)

3-POINT FIELD GOAL ATTEMPTS

Season 5 vs. Wagner (11/20/06)
 Career 5 vs. Wagner (11/20/06)

FREE THROWS

Season None
 Career None

FREE THROW ATTEMPTS

Season 1 at Holy Cross (11/25/06)
 Career 1 at Holy Cross (11/25/06)

REBOUNDS

Season 4 at Holy Cross (11/25/06)
 Career 4 at Holy Cross (11/25/06)

ASSISTS

Season 1 vs. Wagner (11/20/06)
 1 at Kansas State (11/11/06)
 Career 1 vs. Wagner (11/20/06)
 1 at Kansas State (11/11/06)

STEALS

Season 1 vs. Wagner (11/20/06)
 Career 1 vs. Wagner (11/20/06)

BLOCKED SHOTS

Season None
 Career None

MINUTES

Season 16 vs. Wagner (11/20/06)
 Career 16 vs. Wagner (11/20/06)

- Scored his first collegiate points with 12 on 5-of-10 from the field against Wagner (11/20)
- Pulled down three rebounds, all offensive, against the Seahawks
- Played 12 minutes and finished with two points, three rebounds and a block against Barton College
- His two points against the Bulldogs came on a follow-up two-handed dunk
- Named to the *Washington Post* First-Team All-Metro squad as a senior
- Honored with the Ron Johnson Award as the Five Star Most Promising Guard Prospect
- A First-Team *D.C. Examiner* and WCACA All-Conference selection
- Named the Virginia Independent Schools State Player of the Year in 2006
- Averaged 19.3 points, 8.6 rebounds, 2.0 assists and 2.0 blocks per game as a senior at Paul VI Catholic
- Led team to the Virginia Independent Schools Division I State final in 2004 and 2005, while advancing to the semifinals in 2006
- A honorable mention *Washington Post* All-Metro pick as a junior
- First W&M player from Paul VI since David Cully, who graduated from W&M in 1996 as the College's all-time blocked shots leader (248)

SUMNER'S 2006-07 GAME-BY-GAME STATISTICS

Date	Opp	Min	FG-A	Pct	3FG-A	Pct	FT-A	Pct	O-D	Tot	PF	A	TO	B	S	Pts
N11	at Kansas St.	6	0-1	.000	0-1	.000	0-0	.000	0-0	0	1	1	1	0	0	0
N20	Wagner	16	5-10	.500	2-5	.400	0-0	.000	3-0	3	0	1	0	0	1	12
N25	at Holy Cross	14	1-4	.250	0-0	.000	0-1	.000	2-2	4	0	0	2	0	0	2
N28	at Navy															
D1	Jacksonville St.															
D2	Cornell or VMI															
D5	Towson															
D8	North Florida															
D22	UMBC															
D28	Hampton															
D31	Richmond															
J3	at GMU															
J6	Northeastern															
J8	at Georgia St.															
J10	VCU															
J13	at Delaware															
J17	GMU															
J20	at Hofstra															
J24	at ODU															
J27	Georgia State															
J29	at VCU															
J31	JMU															
F3	UNCW															
F7	at JMU															
F10	at UNCW															
F14	Drexel															
F17	ESPN BracketBusters															
F21	at Drexel															
F24	ODU															

• Games started

SUMNER'S CAREER STATISTICS

Season	G-GS	Min-Avg	FG-A	Pct	3FG-A	Pct	FT-A	Pct	OR-DR	Reb-Avg	PF-FO	A	TO	Blk	St	Pts-Avg
2006-07	3-0	36-12.0	6-15	.400	2-6	.333	0-1	.000	5-2	7-2.3	1-0	2	3	0	1	14-4.7
Career	3-0	36-12.0	6-15	.400	2-6	.333	0-1	.000	5-2	7-2.3	1-0	2	3	0	1	14-4.7

SUMNER'S CAA STATISTICS

Season	G-GS	Min-Avg	FG-A	Pct	3FG-A	Pct	FT-A	Pct	OR-DR	Reb-Avg	PF-FO	A	TO	Blk	St	Pts-Avg
2006-07	0-0	0-0.0	0-0	.000	0-0	.000	0-0	.000	0-0	0-0.0	0-0	0	0	0	0	0-0.0
Career	0-0	0-0.0	0-0	.000	0-0	.000	0-0	.000	0-0	0-0.0	0-0	0	0	0	0	0-0.0

23

CHRIS DARNELL

So. - F - 6-8 - 210 (Fredericksburg, Va./North Stafford)

- Turned in an all-around solid performance against Wagner (11/20) with seven points, five rebounds and a career-high three assists in 15 minutes off the bench
- Came off the bench in Tribe's exhibition win over Barton College, finishing with three points, three rebounds and two assists in 14 minutes of action
- Earned his first career start against Hofstra (2/20/06)
- Averaged 2.6 points and 2.2 rebounds per game in 11.3 minutes per contest
- In his first career game against Maine (11/18/05), knocked down a pair of 3-point field goals on his way to six points, four rebounds and two assists in 15 minutes
- Talled a season-high eight points on 3-of-5 from the field to go along with a career-best seven rebounds against Delaware (2/15/06)
- Led the team in rebounding on three occasions, including back-to-back games with seven boards against Delaware (2/15/06) and four vs. Hofstra (2/20/06)
- Selected to the Virginia Group AAA All-State Second-Team by the *Associated Press*
- *Free-Lance Star* and district player of the year as a senior
- Set North Stafford High School's career scoring record with 1,464 points
- Averaged 24 points and 10 rebounds a game as a senior
- Also holds school records in rebounds and blocks

SINGLE-GAME HIGHS

POINTS
 Season 7 vs. Wagner (11/20/06)
 Career 8 vs. Delaware (2/15/06)

FIELD GOALS
 Season 3 vs. Wagner (11/20/06)
 Career 3, four times, most recently vs. Wagner (11/20/06)

FIELD GOAL ATTEMPTS
 Season 5 vs. Wagner (11/20/06)
 Career 6 vs. Georgia State (2/4/06)
 6 at UNC Wilmington (1/7/06)

3-POINT FIELD GOALS
 Season 1 vs. Wagner (11/20/06)
 1 at Kansas State (11/11/06)
 Career 2 vs. Maine (11/18/05)

3-POINT FIELD GOAL ATTEMPTS
 Season 1 vs. Wagner (11/20/06)
 1 at Kansas State (11/11/06)
 Career 3 at Towson (12/3/05)

FREE THROWS
 Season None
 Career 2 vs. Hofstra (2/20/06)

FREE THROW ATTEMPTS
 Season None
 Career 2, three times, most recently vs. Hofstra (2/20/06)

REBOUNDS
 Season 5 vs. Wagner (11/20/06)
 Career 7 vs. Delaware (2/15/06)

ASSISTS
 Season 3 vs. Wagner (11/20/06)
 Career 3 vs. Wagner (11/20/06)
 3 vs. Delaware (2/15/06)

STEALS
 Season None
 Career 1 vs. Delaware (2/15/06)
 1 vs. Georgia State (2/4/06)

BLOCKED SHOTS
 Season None
 Career 1, three times, most recently vs. Hofstra (2/20/06)

MINUTES
 Season 15 vs. Wagner (11/20/06)
 Career 21 vs. Delaware (2/15/06)

DARNELL'S 2006-07 GAME-BY-GAME STATISTICS

Date	Opp	Min	FG-A	Pct	3FG-A	Pct	FT-A	Pct	O-D	Tot	PF	A	TO	B	S	Pts
N11	at Kansas St.	9	1-2	.500	1-1	1.000	0-0	.000	0-3	3	1	1	1	0	0	3
N20	Wagner	15	3-5	.600	1-1	1.000	0-0	.000	3-2	5	1	3	1	0	0	7
N25	at Holy Cross	3	0-1	.000	0-0	.000	0-0	.000	0-0	0	0	0	0	0	0	0
N28	at Navy															
D1	Jacksonville St.															
D2	Cornell or VMI															
D5	Towson															
D8	North Florida															
D22	UMBC															
D28	Hampton															
D31	Richmond															
J3	at GMU															
J6	Northeastern															
J8	at Georgia St.															
J10	VCU															
J13	at Delaware															
J17	GMU															
J20	at Hofstra															
J24	at ODU															
J27	Georgia State															
J29	at VCU															
J31	JMU															
F3	UNCW															
F7	at JMU															
F10	at UNCW															
F14	Drexel															
F17	ESPN BracketBusters															
F21	at Drexel															
F24	ODU															

* Games started

DARNELL'S CAREER STATISTICS

Season	G-GS	Min-Avg	FG-A	Pct	3FG-A	Pct	FT-A	Pct	OR-DR	Reb-Avg	PF-FO	A	TO	Blk	St	Pts-Avg
2005-06	21-1	237-11.3	23-60	.383	4-18	.222	5-8	.625	14-32	46-2.2	5-0	13	13	3	3	55-2.6
2006-07	3-0	27-9.0	4-8	.500	2-2	1.000	0-0	.000	3-5	8-4.0	2-0	4	2	0	0	10-3.1
Career	24-1	264-11.0	27-68	.397	6-20	.300	5-8	.625	17-37	54-2.3	7-0	17	15	3	3	65-2.7

DARNELL'S CAA STATISTICS

Season	G-GS	Min-Avg	FG-A	Pct	3FG-A	Pct	FT-A	Pct	OR-DR	Reb-Avg	PF-FO	A	TO	Blk	St	Pts-Avg
2005-06	15-1	174-11.6	16-47	.340	2-13	.154	5-8	.625	12-23	35-2.3	3-0	9	10	3	3	39-2.6
2006-07	0-0	0-0.0	0-0	.000	0-0	.000	0-0	.000	0-0	0-0.0	0-0	0	0	0	0	0-0.0
Career	15-1	174-11.6	16-47	.340	2-13	.154	5-8	.625	12-23	35-2.3	3-0	9	10	3	3	39-2.6

SINGLE-GAME HIGHS

POINTS

Season 15 at Holy Cross (11/25/06)
 Career 20 at Virginia Tech (12/27/05)

FIELD GOALS

Season 5 at Holy Cross (11/25/06)
 Career 7 at Virginia Tech (12/27/05)
 7 at Longwood (11/28/05)

FIELD GOAL ATTEMPTS

Season 14 at Holy Cross (11/25/06)
 Career 14 at Holy Cross (11/25/06)

3-POINT FIELD GOALS

Season 1 at Holy Cross (11/25/06)
 1 vs. Wagner (11/20/06)
 Career 3 at Drexel (2/23/06)

3-POINT FIELD GOAL ATTEMPTS

Season 4 at Holy Cross (11/25/06)
 Career 4 at Drexel (2/23/06)

FREE THROWS

Season 4 at Holy Cross (11/25/06)
 Career 7 at Hampton (11/22/05)

FREE THROW ATTEMPTS

Season 5 at Holy Cross (11/25/06)
 Career 9 at Hampton (11/22/05)

REBOUNDS

Season 8 vs. Wagner (11/20/06)
 Career 8 vs. Wagner (11/20/06)

ASSISTS

Season 3 at Holy Cross (11/25/06)
 Career 8 vs. Campbell (11/26/05)

STEALS

Season 2 vs. Wagner (11/20/06)
 Career 4 at James Madison (2/11/06)
 4 at Longwood (11/28/05)

BLOCKED SHOTS

Season None
 Career 1 vs. Holy Cross (11/19/05)
 1 vs. Tennessee State (12/10/03)

MINUTES

Season 36 at Holy Cross (11/25/06)
 Career 36 at Holy Cross (11/25/06)

24

ADAMPAYTON

Sr. - G - 6-3 - 195 (Burlington, N.J./The Lawrenceville School)

- Top W&M in scoring with 15 points against Holy Cross (11/25)
- Hit a 3-pointer from the left corner to draw the Tribe even at 44 midway through the second half against the Crusaders
- Pulled down a career best eight rebounds in the Tribe's home-opener against Wagner (11/20)
- Also had nine points, two assists and two steals vs. the Seahawks
- Started 26 of 28 games in 2005-06
- Topped W&M in steals in 2005-06, ranking eighth in the CAA
- Ranked third on the team in assists, while ranking fifth in points per game
- Had a career-high 20 points against Virginia Tech (12/27/05) on 7-of-9 shooting and a perfect 5-of-5 from the free throw line
- Turned in an impressive floor game against Campbell with 13 points, a career-high eight assists and seven rebounds
- The eight assists vs. Campbell were a W&M season-high in 2005-06
- Transferred to W&M from Vanderbilt prior to the 2004-05 season
- Played in 52 games over his two years at Vanderbilt, averaging 1.8 points, 0.5 rebounds and 0.7 assists per game

PAYTON'S 2006-07 GAME-BY-GAME STATISTICS

Date	Opp	Min	FG-A	Pct	3FG-A	Pct	FT-A	Pct	O-D	Tot	PF	A	TO	B	S	Pts
N11	at Kansas St.	29	2-8	.250	0-2	.000	1-1	1.000	1-2	3	1	2	3	0	0	5
N20	Wagner	21	4-6	.667	1-3	.333	0-0	.000	1-7	8	1	2	1	0	2	9
N25	at Holy Cross	36	5-14	.357	1-4	.250	4-5	.800	2-3	5	3	3	1	0	1	15
N28	at Navy															
D1	Jacksonville St.															
D2	Cornell or VMI															
D5	Towson															
D8	North Florida															
D22	UMBC															
D28	Hampton															
D31	Richmond															
J3	at GMU															
J6	Northeastern															
J8	at Georgia St.															
J10	VCU															
J13	at Delaware															
J17	GMU															
J20	at Hofstra															
J24	at ODU															
J27	Georgia State															
J29	at VCU															
J31	JMU															
F3	UNCW															
F7	at JMU															
F10	at UNCW															
F14	Drexel															
F17	ESPN BracketBusters															
F21	at Drexel															
F24	ODU															

• Games started

PAYTON'S CAREER STATISTICS

Season	G-GS	Min-Avg	FG-A	Pct	3FG-A	Pct	FT-A	Pct	OR-DR	Reb-Avg	PF-FO	A	TO	Blk	St	Pts-Avg
2002-03†	23-0	179-7.8	10-28	.357	6-12	.500	3-12	.250	0-5	5-0.2	14-0	12	13	0	8	29-1.3
2003-04†	29-0	252-8.7	25-46	.543	5-12	.417	9-18	.500	0-21	21-0.7	14-0	22	25	1	8	64-2.2
2005-06	28-26	675-24.1	70-145	.483	14-30	.467	42-63	.667	23-48	71-2.5	41-1	50	53	1	45	196-7.0
2006-07	3-3	86-28.7	11-28	.429	2-9	.200	5-6	.833	4-12	16-5.5	5-0	7	5	0	3	29-9.7
Career	83-29	1192-14.4	116-247	.470	27-63	.429	59-99	.596	27-86	113-1.4	74-1	91	96	2	64	318-3.8

† at Vanderbilt

PAYTON'S CAA STATISTICS

Season	G-GS	Min-Avg	FG-A	Pct	3FG-A	Pct	FT-A	Pct	OR-DR	Reb-Avg	PF-FO	A	TO	Blk	St	Pts-Avg
2005-06	18-17	413-22.9	36-86	.419	8-20	.400	15-24	.625	14-26	40-2.2	28-1	28	33	0	24	95-5.3
2006-07	0-0	0-0.0	0-0	.000	0-0	.000	0-0	.000	0-0	0-0.0	0-0	0	0	0	0	0-0.0
Career	18-17	413-22.9	36-86	.419	8-20	.400	15-24	.625	14-26	40-2.2	28-1	28	33	0	24	95-5.3

25

CHRIS STRATTON

Jr. - F - 6-6 - 205 (Burke, Va./Lake Braddock)

- Saw first action of the 2006-07 season against Wagner (11/20) and scored two points
- Walk on forward from Burke, Va.
- Appeared in nine games, averaging 0.3 points and 0.7 rebounds per game in 2005-06
- Notched a season-high two points in six minute of action at Towson (12/3/05)
- Pulled down a season-high three rebounds in the season-opening victory over Maine (11/18/05)
- Played in 14 games and earned first career start against Hofstra (1/31/05) as a freshman
- Scored a career-high four points against Longwood (12/1/04)
- Pulled down four rebounds, including three offensive, at UNC Greensboro (12/20/04)

SINGLE-GAME HIGHS

POINTS	
Season	2 vs. Wagner (11/20/06)
Career	4 vs. Longwood (12/1/04)
FIELD GOALS	
Season	1 vs. Wagner (11/20/06)
Career	1, six times, most recently vs. Wagner (11/20/06)
FIELD GOAL ATTEMPTS	
Season	1 vs. Wagner (11/20/06)
Career	3 at UNC Greensboro (12/20/04)
3-POINT FIELD GOALS	
Season	None
Career	None
3-POINT FIELD GOAL ATTEMPTS	
Season	None
Career	1 at George Mason (1/29/05)
FREE THROWS	
Season	None
Career	2 vs. Longwood (12/1/04)
FREE THROW ATTEMPTS	
Season	1 vs. Wagner (11/20/06)
Career	2 vs. Hofstra (2/20/06)
REBOUNDS	
Season	None
Career	4 at UNC Greensboro (12/20/04)
ASSISTS	
Season	None
Career	1, three times, most recently at Old Dominion (2/9/06)
STEALS	
Season	None
Career	1, three times, most recently vs. Hofstra (2/20/06)
BLOCKED SHOTS	
Season	None
Career	1 vs. Hofstra (2/20/06)
MINUTES	
Season	2 vs. Wagner (11/20/06)
Career	18 at Hofstra (1/31/05)

STRATTON'S 2006-07 GAME-BY-GAME STATISTICS

Date	Opp	Min	FG-A	Pct	3FG-A	Pct	FT-A	Pct	O-D	Tot	PF	A	TO	B	S	Pts
N11	at Kansas St.						DNP									
N20	Wagner	2	1-1	1.000	0-0	.000	0-0	.000	1-0	1	0	0	0	0	0	2
N25	at Holy Cross						DNP									
N28	at Navy						DNP									
D1	Jacksonville St.															
D2	Cornell or VMI															
D5	Towson															
D8	North Florida															
D22	UMBC															
D28	Hampton															
D31	Richmond															
J3	at GMU															
J6	Northeastern															
J8	at Georgia St.															
J10	VCU															
J13	at Delaware															
J17	GMU															
J20	at Hofstra															
J24	at ODU															
J27	Georgia State															
J29	at VCU															
J31	JMU															
F3	UNCW															
F7	at JMU															
F10	at UNCW															
F14	Drexel															
F17	ESPN BracketBusters															
F21	at Drexel															
F24	ODU															

* Games started

STRATTON'S CAREER STATISTICS

Season	G-GS	Min-Avg	FG-A	Pct	3FG-A	Pct	FT-A	Pct	OR-DR	Reb-Avg	PF-FO	A	TO	Blk	St	Pts-Avg
2004-05	14-1	82-5.9	5-9	.556	0-1	.000	2-2	1.000	7-7	14-1.0	6-0	2	5	0	1	12-0.9
2005-06	9-0	24-2.7	1-3	.333	0-0	.000	1-2	.500	2-4	6-0.7	1-0	1	1	1	2	3-0.3
2006-07	1-0	2-2.0	1-1	1.000	0-0	.000	0-0	.000	1-0	1-1.0	0-0	0	0	0	0	2-2.0
Career	24-1	108-4.5	7-13	.538	0-1	.000	3-4	.750	10-11	21-0.9	7-0	3	6	1	3	17-0.7

STRATTON'S CAA STATISTICS

Season	G-GS	Min-Avg	FG-A	Pct	3FG-A	Pct	FT-A	Pct	OR-DR	Reb-Avg	PF-FO	A	TO	Blk	St	Pts-Avg
2004-05	7-1	51-7.3	2-3	.667	0-1	.000	0-0	.000	2-3	5-0.7	6-0	0	2	0	1	4-0.6
2005-06	8-0	18-2.3	1-2	.500	0-0	.000	1-2	.500	0-3	3-0.4	1-0	1	1	1	2	3-0.4
2006-07	0-0	0-0.0	0-0	.000	0-0	.000	0-0	.000	0-0	0-0.0	0-0	0	0	0	0	0-0.0
Career	15-1	69-4.6	3-5	.600	0-1	.000	1-2	.500	2-6	8-0.5	7-0	1	3	1	3	7-0.5

45

COREY COFIELD

Sr. - F - 6-5 - 245 (Newton, Mass./Roxbury Latin)

SINGLE-GAME HIGHS

POINTS
 Season 9 vs. Wagner (11/20/06)
 Career 27 at VCU (2/23/05)

FIELD GOALS
 Season 4 at Holy Cross (11/25/06)
 Career 4 vs. Wagner (11/20/06)
 Career 10 at Hofstra (1/24/04)

FIELD GOAL ATTEMPTS
 Season 10 vs. Wagner (11/20/06)
 Career 18 at Northeastern (2/2/06)

3-POINT FIELD GOALS
 Season None
 Career None

3-POINT FIELD GOAL ATTEMPTS
 Season None
 Career None

FREE THROWS
 Season 1 vs. Wagner (11/20/06)
 Career 13 at VCU (2/23/05)

FREE THROW ATTEMPTS
 Season 2 vs. Wagner (11/20/06)
 Career 2 at Kansas State (11/11/06)
 Career 17, Delaware (2/11/04)

REBOUNDS
 Season 6 at Holy Cross (11/25/06)
 Career 13, three times, most recently at Towson (2/26/05)

ASSISTS
 Season 1 at Holy Cross (11/25/06)
 Career 1 at Kansas State (11/11/06)
 Career 4 vs. Towson (2/18/04)
 Career 4 at Virginia (1/5/04)

STEALS
 Season None
 Career 3, three times, most recently James Madison (2/16/05)

BLOCKED SHOTS
 Season None
 Career 3 at UNC Greensboro (12/20/04)

MINUTES
 Season 26 at Holy Cross (11/25/06)
 Career 40 vs. George Mason (2/12/05)

- Moved into 20th on the W&M career rebounds list with six against Holy Cross (11/25) to bring his career total to 528
- Started his first game of the season against the Crusaders
- Moved into 24th on the career scoring list passing Bob Sherwood with nine points against Wagner (11/20)
- Topped W&M in rebounding and field-goal percentage for the second straight season in 2005-06 with 4.7 per contest and .554 (112-of-202), respectively
- His .554 field-goal percentage ranked sixth in school history, behind his .563 percentage of 2003-04
- Became the 14th player in W&M history to garner 1,000 points and 500 rebounds during his career
- Career field-goal percentage of .530 (357-of-674) ranks sixth in W&M history
- Notched his 12th career double-double with 19 points and 11 rebounds at Northeastern (2/2/06)
- A Third-Team All-CAA selection in 2003-04 and in 2004-05
- 2004 CAA Rookie of the Year
- Named MVP of the W&M Tip-Off Classic in 2004, and garnered CAA Player of the Week honors following the performance
- His .804 free throw percentage in 2004-05 ranked as the 17th-best in school history, while his 144 free throws during his sophomore season was the 10th-best total

COFIELD'S 2006-07 GAME-BY-GAME STATISTICS

Date	Opp	Min	FG-A	Pct	3FG-A	Pct	FT-A	Pct	O-D	Tot	PF	A	TO	B	S	Pts
N11	at Kansas St.	14	2-4	.500	0-0	.000	0-2	.000	0-0	0	0	1	1	0	0	4
N20	Wagner	13	4-10	.400	0-0	.000	1-2	.500	0-5	5	4	0	4	0	0	9
N25	at Holy Cross	16	4-8	.500	0-0	.000	0-0	.000	2-4	6	1	1	1	0	0	8
N28	at Navy															
D1	Jacksonville St.															
D2	Cornell or VMI															
D5	Towson															
D8	North Florida															
D22	UMBC															
D28	Hampton															
D31	Richmond															
J3	at GMU															
J6	Northeastern															
J8	at Georgia St.															
J10	VCU															
J13	at Delaware															
J17	GMU															
J20	at Hofstra															
J24	at ODU															
J27	Georgia State															
J29	at VCU															
J31	JMU															
F3	UNCW															
F7	at JMU															
F10	at UNCW															
F14	Drexel															
F17	ESPN BracketBusters															
F21	at Drexel															
F24	ODU															

* Games started

COFIELD'S CAREER STATISTICS

Season	G-GS	Min-Avg	FG-A	Pct	3FG-A	Pct	FT-A	Pct	OR-DR	Reb-Avg	PF-FO	A	TO	Blk	St	Pts-Avg
2003-04	28-21	782-27.9	126-224	.563	0-0	.000	118-186	.634	72-113	185-6.6	61-0	37	70	9	29	370-13.2
2004-05	29-27	833-28.7	119-248	.480	0-0	.000	144-179	.804	79-121	200-6.9	72-3	26	88	17	21	382-13.2
2005-06	28-15	625-22.3	112-202	.554	0-0	.000	63-92	.685	61-71	132-4.7	56-1	28	57	5	25	287-10.3
2006-07	3-1	53-17.7	10-22	.455	0-0	.000	1-4	.000	2-9	11-3.7	5-0	2	6	0	0	21-7.0
Career	88-64	2293-26.1	367-696	.527	0-0	.000	326-461	.707	214-314	522-6.0	193-4	93	221	31	75	1060-12.0

COFIELD'S CAA STATISTICS

Season	G-GS	Min-Avg	FG-A	Pct	3FG-A	Pct	FT-A	Pct	OR-DR	Reb-Avg	PF-FO	A	TO	Blk	St	Pts-Avg
2003-04	18-16	565-31.4	92-164	.561	0-0	.000	89-133	.669	49-86	135-7.5	40-0	24	54	7	20	273-15.2
2004-05	18-16	532-29.6	81-167	.485	0-0	.000	100-123	.813	55-74	129-7.2	44-1	18	61	9	17	262-14.6
2005-06	18-11	390-21.7	60-116	.517	0-0	.000	38-56	.679	36-39	75-4.2	29-0	19	30	3	20	158-8.8
2006-07	0-0	0-0.0	0-0	.000	0-0	.000	0-0	.000	0-0	0-0.0	0-0	0	0	0	0	0-0.0
Career	54-43	1487-27.5	233-447	.521	0-0	.000	227-312	.728	140-199	339-6.3	113-1	61	145	19	57	693-12.8



THE LAST TIME...

TEAM

Played AP No. 1 team: at #1 Duke, L - 97-61, 12/30/91
Defeated team ranked 2-10 by AP: vs. #2 North Carolina, 78-75, 12/7/77
Defeated A.P. top 25 on the road: at #8 West Virginia, 89-76, 3/3/61

W&M INDIVIDUALS

Had a triple-double: not since 1986-87
Had a double-double: Corey Cofield (19 pts., 11 rebs.) at Northeastern, 2/2/06
Had 30-plus points and 10-plus rebounds: Jeff Cohen (49 pts., 31 rebs.) vs. Richmond, 2/25/61
Four players in double figures: Calvin Baker (18), Corey Cofield (15), Laimis Kiselius (14) and Taylor Mokris (11) vs. Georgia State, 2/4/06
Five players in double figures: Brian Hutt (13), Corey Cofield (12), Calvin Baker (11), Laimis Kiselius (10) and Taylor Mokris (10) at James Madison 2/11/06
Six players in double figures: Todd Cauthorn (17 pts.), Thomas Roberts (14), Brendan Connor, Matt Verkey (13 each), Sean Duff (12), and David Cully (11); (Shenandoah, H, 12/22/92)
Scored 30-39 points: Adam Hess (36) at Drexel, 2/7/04
Scored 40-49 points: Jeff Cohen (49) vs. Richmond, 2/25/61
Two or more players score 20-29 points in the same game: Nick D'Antoni (25) and Nathan Mann (25) vs. George Mason, 2/12/05
Perfect at FT line (10 att.): Adam Hess (12-12) vs. VCU, 1/18/03
Perfect beyond 3-point line (5 att.): Never
Had 15-19 Rebounds: Adam Hess (15) at VCU, 2/25/02
Had 10 or more assists: Nick D'Antoni (11) at George Mason, 1/31/04
Had 6 or more steals: Adam Hess (6) at George Mason, 1/31/04
Had 5 or more blocked shots: David Cully (10) vs. George Mason, 2/26/96

OPPONENT INDIVIDUALS

Had a triple-double: Michael Anderson (10 pts., 11 rebs., 10 assts.), Drexel, 11/30/85
Had a double-double: Akeem Wright (10 pts, 13 reb.), Kansas State, 11/11/06
Four players in double figures: Keith Simmons (18 pts.), Tim Clifford (13) Torey Thomas (10), Pat Dorghety (10), Holy Cross, 11/25/06
Five players in double figures: Jose Juan Barea (17 pts.), Shawn James, Adrian Martinez (13), Bennett Davis, Aaron Davis (11), Northeastern, 2/2/06
Six players in double figures: Vic Hamilton (24), Jonathan Kerner (16), Deron Rippey (14), Tim Basham (11), Othello Meadows (11), and Tony Parham (11), East Carolina, 2/14/96
Scored 30-39 points: Nick George (36 pts.), VCU, 2/23/05
Scored 40-49 points: Anton Gill (40 pts.), East Carolina, 1/19/94
Two or more players score 20-29 points in the same game: Jerrell Dinkins (22), John Zito (20), UMBC, 12/17/05

Perfect at FT line (10 att.): Bill Mayew (14-14), UNCW, 1/29/97
Had 15-19 Rebounds: Rick Edwards and Eric Poole (15 Rebs.), Richmond, 2/8/97
Had 10 or more assists: Torey Thomas (10), Holy Cross, 11/19/05
Had 6 or more steals: Keith Simmons (7), Holy Cross, 11/25/06
Had 5 or more blocked shots: Shawn James (8), Northeastern, 2/2/06

W&M FIELD GOAL SHOOTING

Shot 50 percent or better: .500 vs. Wagner, 11/20/06
Shot 60 percent or better: .633 vs. Georgia State, 2/4/06
Shot 70 percent or better: .746 vs. Virginia Wesleyan, 2/1/84
Made 30-39 field goals: 32 vs. Wagner, 11/20/06
Made 40-49 field goals: 43 vs. George Mason, 2/27/95
Made 50 or more field goals: not since 1986-87
Attempted 60-69 field goals: 64 vs. Wagner, 11/20/06
Attempted 70-79 field goals: 72 at Northeastern, 2/2/06
Attempted 80-89 field goals: 84 vs. George Mason, 2/12/05
Attempted 90 or more field goals: not since 1986-87

OPPONENT FIELD GOAL SHOOTING

Shot 50 percent or better: .556, VCU, 2/25/06
Shot 60 percent or better: .614, George Mason, 1/29/05
Shot 70 percent or better: .705, Navy, 3/8/85
Made 30-39 field goals: 32, Hofstra, 2/20/06
Made 40-49 field goals: 40, George Mason, 2/27/95
Made 50 or more field goals: not since 1986-87
Attempted 60-69 field goals: 60, Holy Cross, 11/25/06
Attempted 70-79 field goals: 71, Old Dominion, 2/9/06
Attempted 80-89 field goals: 80, Kansas State, 11/11/06
Attempted 90 or more field goals: 94, George Mason, 2/27/95

W&M THREE-POINT SHOOTING

Shot 50 percent or better: .500 vs. UNC-Greensboro, 12/21/05
Shot 60 percent or better: .750 vs. Old Dominion, 2/16/01
Shot 70-79 percent: .750 vs. Old Dominion, 2/17/01
Made 10-14 3-point field goals: 13 vs. George Mason, 2/12/05
Made 15 or more 3-pt. field goals: 16 vs. George Mason, 1/24/96
Attempted 20-29 3-point field goals: 21 at Kansas State, 11/11/06
Attempted 30-39 3-point field goals: 34 at Radford, 11/24/03

OPPONENT THREE-POINT SHOOTING

Shot 50 percent or better: .500 at George Mason, 1/26/06
Shot 60 percent or better: .692 vs. George Mason, 1/12/06
Shot 70-79 percent: .750 vs. Richmond, 11/30/88
Shot 80 percent or better: .800 vs. Wake Forest, 2/4/91
Made 10-14 3-point field goals: 10 vs. James Madison, 1/28/06
Made 15 or more 3-point field goals: 17 at VCU, 2/19/03
Attempted 20-29 3-point field goals: 25 at Holy Cross, 11/25/06
Attempted 30-39 3-point field goals: 31 vs. Wagner, 11/20/06



THE LAST TIME...

W&M FREE THROW SHOOTING

Shot 80 percent or better: .900 vs. Hofstra, 2/20/06
Shot 90 percent or better: .900 vs. Hofstra, 2/20/06
Shot 100 percent: 1.000 at Drexel, 2/7/04
Made 20-29 free throws: 23 vs. James Madison, 1/28/06
Made 30-39 free throws: 32 vs. Hartford, 11/19/04
Made 40 or more free throws: not since 1964
Attempted 10 or fewer free throws: 10 vs. Hofstra, 2/20/06
Attempted 30-39 free throws: 37 vs. Old Dominion, 1/21/06
Attempted 40-49 free throws: 41 vs. Hartford, 11/19/04
Attempted 50-59 free throws: not since 1986-87
Attempted 60 or more free throws: not since 1964

OPPONENT FREE THROW SHOOTING

Shot 80 percent or better: .889 vs. VCU, 3/3/06
Shot 90 percent or better: .923 vs. Delaware, 2/15/06
Shot 100 percent: 1.000 at George Mason, 1/26/06
Made 20-29 free throws: 21 vs. VCU, 2/25/06
Made 30-39 free throws: 32 at George Mason, 1/3/02
Made 40 or more free throws: not since 1964
Attempted 10 or fewer free throws: 8 at Old Dominion, 2/9/06
Attempted 30-39 free throws: 33 vs. Georgia State, 2/4/06
Attempted 40-49 free throws: 42 at George Mason, 1/3/02
Attempted 50-59 free throws: not since 1986-87
Attempted 60 or more free throws: not since 1964

W&M SCORING

Scored 80 or more points: 90 vs. Georgia State, 2/4/06
Scored 90 or more points: 90 vs. Georgia State, 2/4/06
Scored 100 or more points: 101 vs. Elon, 12/22/98
Scored 110 or more points: 116 vs. George Mason, 2/27/94

OPPONENT SCORING

Scored 80 or more points: 82 vs. Hofstra, 2/20/06
Scored 90 or more points: 91 at VCU, 2/23/05
Scored 100 or more points: 104 vs. George Mason, 2/12/05
Scored 110 or more points: 127 at Virginia Tech, 1/29/73

W&M REBOUNDING

Had 40 or more rebounds: 42 vs. Wagner, 11/20/06
Had 50 or more rebounds: 51 vs. Maine, 11/18/06
Had 60 or more rebounds: 67 vs. Marymount, 11/29/95

OPPONENT REBOUNDING

Had 40 or more rebounds: 40 at Old Dominion, 2/9/06
Had 50 or more rebounds: 59 at Kansas State, 11/11/06
Had 60 or more rebounds: 60 at VMI, 2/10/65

W&M ASSISTS

Had 20 or more assists: 25 vs. Georgia State, 2/4/06
Had 30 or more assists: 33 vs. George Mason, 2/27/95

OPPONENT ASSISTS

Had 20 or more assists: 20 vs. Hofstra, 2/20/06
Had 30 or more assists: not since 1964

W&M BLOCKED SHOTS

Had 10 or more blocked shots: 17 vs. George Mason, 2/26/96

OPPONENT BLOCKED SHOTS

Had 10 or more blocked shots: 13 vs. Drexel, 1/5/06

W&M STEALS

Had 10 or more steals: 10 vs. UNC-Greensboro, 12/21/05
Had 15 or more steals: 19 at Virginia Tech, 12/23/03

OPPONENT STEALS

Had 10 or more steals: 12 at Holy Cross, 11/25/06
Had 15 or more steals: 19 at Towson, 12/3/05

MISCELLANEOUS

TWO W&M PLAYERS HAD A DOUBLE-DOUBLE IN THE SAME GAME:
Adam Hess (23 pts., 10 rebs.) and Zeb Cope (11 pts., 11 rebs.)
vs. Towson, 3/5/04

W&M PLAYER LED THE TEAM IN POINTS, REBOUNDS AND ASSISTS IN THE SAME GAME:

David Schneider (18 points, 9 rebounds, 7 assists) at Kansas State, 11/11/06

W&M PLAYED 2OT:

vs. George Mason, 2/12/05 (L, 104-99)

W&M PLAYED 3OT:

vs. Virginia Tech, 1/21/81 (W 48-46)

W&M PLAYED 4OT:

Never

W&M SHOT 60 PERCENT FROM THE FLOOR IN A HALF:

.600 (Overtime) vs. Delaware, 2/15/06

W&M SHOT 70 PERCENT FROM THE FLOOR IN A HALF:

.739 (2nd Half) vs. Georgia State, 2/4/06

W&M SHOT less than 30 percent from the floor in a half:

.250 (1st Half) at Georgia State, 1/14/06

W&M OVERCAME A DEFICIT IN THE FINAL FIVE MINUTES TO WIN A GAME:

Overcame 66-59 deficit to win 72-70 at James Madison, 2/11/06

W&M OVERCAME A HALFTIME DEFICIT IN TWO CONSECUTIVE GAMES:

Overcame 27-28 deficit to win 59-58 (Davidson, A, 11/27/90)

Overcame 33-34 deficit to win 73-71 (Army, H, 11/29/90)



**GAME 1
KANSAS STATE 70, W&M 60
NOVEMBER 11, 2006**

W&M	tot-fg		3-pt		ft	rebounds				pf	tp	a	to	blk	s	min
	fg	fga	fg	fga		fta	of	de	tot							
13 Kisielius f	5	7	3	3	3	4	1	1	2	3	16	2	3	0	1	35
15 Stein f	2	4	0	0	0	0	3	3	6	4	4	2	2	0	0	20
02 Schneider g	5	14	3	9	5	7	1	8	9	4	18	7	5	0	4	38
11 Mann g	2	6	1	5	0	0	1	0	1	5	5	1	1	0	1	20
24 Payton g	2	8	0	2	1	1	1	2	3	1	5	2	3	0	0	29
00 Hess	1	3	0	0	1	4	1	2	3	3	3	0	1	1	0	11
03 Trumbower	0	0	0	0	0	0	1	1	0	0	0	0	1	0	0	2
04 Smith	1	4	0	0	0	0	1	2	3	2	2	0	0	0	0	13
20 Carrabine	0	0	0	0	0	0	2	0	0	0	0	0	0	0	0	3
22 Sumner	0	1	0	1	0	0	0	0	0	1	0	1	0	0	0	6
23 Darnell	1	2	1	1	0	0	0	3	3	1	3	1	1	0	0	9
45 Cofield	2	4	0	0	0	2	0	0	0	0	4	1	1	0	0	14
Team						1	5	6								
Totals	21	53	8	21	10	18	10	27	37	24	60	16	19	1	6	200

TOTAL FG% 1st Half: 10-25 40.0% 2nd Half: 11-28 39.3% Game: 39.6%
 3-Pt. FG% 1st Half: 4-9 44.4% 2nd Half: 4-12 33.3% Game: 38.1%
 F Throw % 1st Half: 3-5 60.0% 2nd Half: 7-13 53.8% Game: 55.6%

Kansas State	tot-fg		3-pt		ft	rebounds				pf	tp	a	to	blk	s	min
	fg	fga	fg	fga		fta	of	de	tot							
20 Martin f	2	9	0	2	1	2	3	1	4	4	5	0	1	0	0	12
50 Colon f	1	2	0	0	2	2	3	4	7	3	4	1	0	0	0	20
02 Young g	4	13	1	5	2	4	1	2	3	4	11	5	4	1	2	25
03 Harris g	8	19	3	9	3	4	3	4	7	0	22	1	1	2	2	34
15 Hoskins g	4	15	1	7	6	9	5	2	7	2	15	2	1	0	1	30
05 Stewart	1	9	0	3	0	0	1	1	2	1	2	4	1	0	2	20
14 Afeli	0	1	0	0	0	0	2	1	3	1	0	0	0	0	0	5
31 Merriewether	0	0	0	0	0	0	0	0	0	0	0	0	0	0	0	0+
34 Wright	4	11	1	3	1	2	5	8	13	2	10	3	1	1	1	34
55 Bennett	0	1	0	0	1	4	2	1	3	1	1	0	0	4	0	20
TEAM						7	3	10								
Totals	24	80	6	29	16	27	32	27	59	18	70	16	9	8	8	200

TOTAL FG% 1st Half: 13-44 29.5% 2nd Half: 11-36 30.6% Game: 30.0%
 3-Pt. FG% 1st Half: 3-15 20.0% 2nd Half: 3-14 21.4% Game: 20.7%
 F Throw % 1st Half: 5-9 55.6% 2nd Half: 11-18 61.1% Game: 59.3%

Officials: Steve Olson, Brad Ferrie, John Moore
 Technical fouls: William & Mary-None. Kansas State-None.
 Attendance: 11390

Score by Periods	1st	2nd	Total
William & Mary	27	33	60
Kansas State	34	36	70

**GAME 3
HOLY CROSS 66, W&M 57
NOVEMBER 25, 2006**

W&M	tot-fg		3-pt		ft	rebounds				pf	tp	a	to	blk	s	min
	fg	fga	fg	fga		fta	of	de	tot							
45 Cofield f	4	8	0	0	0	0	2	4	6	1	8	1	1	0	0	26
13 Kisielius f	4	10	2	4	0	0	1	2	3	1	10	1	5	1	0	30
24 Payton g	5	14	1	4	4	5	2	3	5	3	15	3	1	0	1	36
02 Schneider g	1	7	0	4	2	4	0	1	1	4	4	1	1	0	3	29
11 Mann g	5	9	2	5	0	1	0	6	6	3	12	4	0	0	0	27
03 Trumbower	0	0	0	0	0	0	1	1	1	0	1	0	1	0	0	4
04 Smith	1	2	0	0	1	1	0	2	2	5	3	0	1	1	0	11
15 Stein	1	1	0	0	1	2	0	0	2	3	0	4	0	0	0	18
20 Carrabine	0	0	0	0	0	0	0	0	0	0	0	0	0	0	0	2
22 Sumner	1	4	0	0	0	1	2	2	4	0	2	0	2	0	0	14
23 Darnell	0	1	0	0	0	0	0	0	0	0	0	0	0	0	0	3
TEAM						3	1	4								
Totals	22	56	5	17	8	14	10	22	32	20	57	11	15	2	4	200

TOTAL FG% 1st Half: 9-24 37.5% 2nd Half: 13-32 40.6% Game: 39.3%
 3-Pt. FG% 1st Half: 2-9 22.2% 2nd Half: 3-8 37.5% Game: 29.4%
 F Throw % 1st Half: 6-9 66.7% 2nd Half: 2-5 40.0% Game: 57.1%

Holy Cross	tot-fg		3-pt		ft	rebounds				pf	tp	a	to	blk	s	min
	fg	fga	fg	fga		fta	of	de	tot							
21 Vander Baan, f	1	8	0	3	0	0	4	5	9	4	2	1	0	0	0	28
33 Cunningham f	2	4	2	4	0	0	0	2	2	0	6	0	0	0	0	16
00 Clifford c	4	12	0	2	5	6	5	1	6	4	13	1	4	2	0	31
01 Thomas g	2	9	1	4	5	5	1	3	4	2	10	4	3	0	2	32
10 Simmons g	5	12	1	6	5	9	2	6	8	4	16	2	1	2	7	30
02 Cruze	0	0	0	0	0	0	1	0	1	1	0	0	0	0	0	3
03 Dixon	1	3	1	3	0	0	1	1	1	1	3	0	0	0	0	6
20 Doherty	4	8	0	3	2	3	0	5	5	2	10	5	1	0	2	32
43 McCarthy	0	0	0	0	0	0	1	1	1	0	0	0	3	1	0	5
53 Meister	3	4	0	0	0	0	1	1	2	0	6	1	0	0	1	17
TEAM						3	1	4								
Totals	22	60	5	25	17	23	17	26	43	18	66	14	13	5	12	200

TOTAL FG% 1st Half: 13-25 52.0% 2nd Half: 9-35 25.7% Game: 36.7%
 3-Pt. FG% 1st Half: 4-14 28.6% 2nd Half: 1-11 9.1% Game: 20.0%
 F Throw % 1st Half: 4-6 66.7% 2nd Half: 13-17 76.5% Game: 73.9%

Officials: Don McEvoy, Kevin Hart, Joe Pescitelli
 Technical fouls: William & Mary-None. Holy Cross-None.
 Attendance: 2103

Score by Periods	1st	2nd	Total
William & Mary	26	31	57
Holy Cross	34	32	66

**GAME 2
W&M 77, WAGNER 53
NOVEMBER 20, 2006**

Wagner	tot-fg		3-pt		ft	rebounds				pf	tp	a	to	blk	s	min
	fg	fga	fg	fga		fta	of	de	tot							
15 Ulrich f	1	2	0	1	1	3	0	5	5	5	3	0	1	0	0	19
20 Smith f	1	5	1	2	1	2	2	3	5	3	4	2	3	0	1	27
34 Radford f	3	6	0	0	1	5	5	0	5	2	7	0	1	0	1	15
23 Porter g	3	9	2	7	2	6	1	5	6	2	10	6	9	1	1	34
33 Drummond g	3	5	0	1	0	0	2	4	6	0	6	1	3	0	0	23
04 Vitale	3	7	2	6	1	1	0	3	3	2	9	1	0	0	0	28
05 Mundweiler	3	13	3	11	2	2	0	1	1	2	11	0	2	0	0	29
11 Duty	0	1	0	1	0	0	0	1	1	0	0	0	0	0	0	7
31 Callahan	0	1	0	0	0	0	0	0	0	0	0	0	0	0	0	1
51 Nielsen	0	2	0	2	3	4	0	0	0	1	3	0	0	0	0	12
55 Orock	0	1	0	0	0	0	0	1	1	0	0	0	0	0	0	5
TEAM						1	4	5								
Totals	17	52	8	31	11	23	11	27	38	17	53	10	19	1	3	200

TOTAL FG% 1st Half: 7-22 31.8% 2nd Half: 10-30 33.3% Game: 32.7%
 3-Pt. FG% 1st Half: 3-14 21.4% 2nd Half: 5-17 29.4% Game: 25.8%
 F Throw % 1st Half: 3-10 30.0% 2nd Half: 8-13 61.5% Game: 47.8%

W&M	tot-fg		3-pt		ft	rebounds				pf	tp	a	to	blk	s	min
	fg	fga	fg	fga		fta	of	de	tot							
13 Kisielius f	8	12	2	4	0	1	0	2	2	4	18	1	3	0	3	28
15 Stein f	1	1	0	0	0	0	0	0	0	4	2	1	1	0	0	7
02 Schneider g	2	3	1	2	3	4	0	2	2	3	8	6	1	0	1	25
11 Mann g	0	6	0	3	0	0	0	3	3	0	0	1	0	1	1	23
24 Payton g	4	6	1	3	0	0	1	7	8	1	9	2	1	0	2	21
00 Hess	1	3	0	0	0	0	0	3	3	2	2	0	1	1	0	8
03 Trumbower	1	2	0	1	0	0	0	1	1	2	2	1	1	0	0	16
04 Smith	1	4	0	0	0	1	1	4	5	3	2	0	0	1	0	12
12 Barnett	0	0	0	0	0	1	0	1	1	1	0	0	0	1	0	2
20 Carrabine	1	1	0	0	2	3	0	1	1	0	4	0	0	0	0	12
22 Sumner	5	10	2	5	0	0	3	0	3	0	12	1	0	0	1	16
23 Darnell	3	5	1	1	0	0	3	2	5	1	7	3	1	0	0	15
25 Stratton	1	1	0	0	0	0	1	0	1	0	2	0	0	0	0	2
45 Cofield	4	10	0	0	1	2	0	5	5	4	9	0	4	0	0	13
TEAM						1	1	2								
Totals	32	64	7	19	6	12	10	32	42	25	77	16	13	4	8	200

2006-07 William and Mary Basketball
William and Mary Season Schedule/Results & Leaders (as of Nov 25, 2006)
All games

RECORD:	OVERALL	HOME	AWAY	NEUTRAL
ALL GAMES.....	(1-2)	(1-0)	(0-2)	(0-0)
CONFERENCE.....	(0-0)	(0-0)	(0-0)	(0-0)
NON-CONFERENCE.....	(1-2)	(1-0)	(0-2)	(0-0)

DATE	TIME	OPPONENT	SCORE	ATTEND	HIGH POINTS	HIGH REBOUNDS
11/11/06	1:00 PM	at Kansas State	60-70 L	11390	(18)Schneider, David	(9)Schneider, David
11/20/06	7:00 PM	WAGNER	W 77-53	3197	(18)Kisielius, Laimis	(8)Payton, Adam
11/25/06	2:00 PM	at Holy Cross	57-66 L	2103	(15)Payton, Adam	(6)Mann, Nathan (6)Cofield, Corey

* - Conference game

ATTENDANCE SUMMARY	GAMES	TOTALS	AVG/GAME
HOME.....	1	3197	3197
AWAY.....	2	13493	6747
NEUTRAL.....	0	0	0
TOTAL.....	3	16690	5563

2006-07 William and Mary Basketball
William and Mary Combined Team Statistics (as of Nov 25, 2006)
All games

RECORD:	OVERALL	HOME	AWAY	NEUTRAL
ALL GAMES.....	(1-2)	(1-0)	(0-2)	(0-0)
CONFERENCE.....	(0-0)	(0-0)	(0-0)	(0-0)
NON-CONFERENCE.....	(1-2)	(1-0)	(0-2)	(0-0)

## Player	GP-GS	Min--Avg	---TOTAL---			---3-PTS---		FT-FTA	Pct	---REBOUNDS---				PF	FO	A	TO	Blk	Stl	Pts	Avg
			FG-FGA	Pct	3FG-FGA	Pct	Off			Def	Tot	Avg									
13 Kisielius, Laimis..	3-3	93 31.0	17-29	.586	7-11	.636	3-5	.600	2	5	7	2.3	8	0	4	11	1	4	44	14.7	
02 Schneider, David...	3-3	92 30.7	8-24	.333	4-15	.267	10-15	.667	1	11	12	4.0	11	0	14	7	0	8	30	10.0	
24 Payton, Adam.....	3-3	86 28.7	11-28	.393	2-9	.222	5-6	.833	4	12	16	5.3	5	0	7	5	0	3	29	9.7	
45 Cofield, Corey.....	3-1	53 17.7	10-22	.455	0-0	.000	1-4	.250	2	9	11	3.7	5	0	2	6	0	0	21	7.0	
11 Mann, Nathan.....	3-3	70 23.3	7-21	.333	3-13	.231	0-1	.000	1	9	10	3.3	8	1	6	1	1	2	17	5.7	
22 Sumner, Danny.....	3-0	36 12.0	6-15	.400	2-6	.333	0-1	.000	5	2	7	2.3	1	0	1	3	0	1	14	4.7	
23 Darnell, Chris.....	3-0	27 9.0	4-8	.500	2-2	1.000	0-0	.000	3	5	8	2.7	2	0	4	2	0	0	10	3.3	
15 Stein, Peter.....	3-2	45 15.0	4-6	.667	0-0	.000	1-2	.500	3	3	6	2.0	10	0	3	7	0	0	9	3.0	
00 Hess, Steven.....	2-0	19 9.5	2-6	.333	0-0	.000	1-4	.250	1	5	6	3.0	5	0	0	2	2	0	5	2.5	
04 Smith, Alex.....	3-0	36 12.0	3-10	.300	0-0	.000	1-2	.500	2	8	10	3.3	10	1	0	1	2	0	7	2.3	
25 Stratton, Chris....	1-0	2 2.0	1-1	1.000	0-0	.000	0-0	.000	1	0	1	1.0	0	0	0	0	0	0	2	2.0	
20 Kyle Carrabine.....	3-0	17 5.7	1-1	1.000	0-0	.000	2-3	.667	0	1	1	0.3	0	0	0	0	0	0	4	1.3	
03 Trumbower, Adam....	3-0	22 7.3	1-2	.500	0-1	.000	0-0	.000	0	3	3	1.0	3	0	2	2	0	0	2	0.7	
12 Barnett, Marcus....	1-0	2 2.0	0-0	.000	0-0	.000	0-1	.000	0	1	1	1.0	1	0	0	0	1	0	0	0.0	
Team.....									5	7	12	4.0	0			0					
Total.....	3	600	75-173	.434	20-57	.351	24-44	.545	30	81	111	37.0	69	2	43	47	7	18	194	64.7	
Opponents.....	3	600	63-192	.328	19-85	.224	44-73	.603	60	80	140	46.7	53	1	40	41	14	23	189	63.0	

TEAM STATISTICS	W&M	OPP	DATE	OPPONENT	W/L	SCORE	ATTEND
SCORING.....	194	189	11/11/06	at Kansas State	L	60-70	11390
Points per game.....	64.7	63.0	11/20/06	WAGNER	W	77-53	3197
Scoring margin.....	+1.7	-	11/25/06	at Holy Cross	L	57-66	2103
FIELD GOALS-ATT.....	75-173	63-192					
Field goal pct.....	.434	.328					
3 POINT FG-ATT.....	20-57	19-85					
3-point FG pct.....	.351	.224					
3-pt FG made per game..	6.7	6.3					
FREE THROWS-ATT.....	24-44	44-73					
Free throw pct.....	.545	.603					
REBOUNDS.....	111	140					
Rebounds per game.....	37.0	46.7					
Rebounding margin.....	-9.7	-					
ASSISTS.....	43	40					
Assists per game.....	14.3	13.3					
TURNOVERS.....	47	41					
Turnovers per game....	15.7	13.7					
Turnover margin.....	-2.0	-					
Assist/turnover ratio..	0.9	1.0					
STEALS.....	18	23					
Steals per game.....	6.0	7.7					
BLOCKS.....	7	14					
Blocks per game.....	2.3	4.7					
WINNING STREAK.....	0	-					
Home win streak.....	1	-					
ATTENDANCE.....	3197	13493					
Home games-Avg/Game....	1-3197	2-6746					
Neutral site-Avg/Game..	-	0-0					

SCORE BY PERIODS:	1st	2nd	Total
William and Mary.....	84	110	- 194
Opponents.....	88	101	- 189

2006-07 William and Mary Basketball
 William and Mary Team Game-by-Game Comparison (as of Nov 25, 2006)
 All games

Opponent	1st	2nd	Score	Mar	Total FG	FG Pct	3-Pointers	3FG Pct	Free Throws	FT Pct	Rebounds	Assist	TOver	Block	Steal	Fouls
Kansas State.....	27/34	33/36	60-70	(10)	21-53/24-80	.396/.300	8-21/ 6-29	.381/.207	10-18/16-27	.556/.593	37/59 (22)	16/16	19/9	1/8	6/8	24/18
WAGNER.....	31/20	46/33	77-53	+24	32-64/17-52	.500/.327	7-19/ 8-31	.368/.258	6-12/11-23	.500/.478	42/38 +4	16/10	13/19	4/1	8/3	25/17
Holy Cross.....	26/34	31/32	57-66	(9)	22-56/22-60	.393/.367	5-17/ 5-25	.294/.200	8-14/17-23	.571/.739	32/43 (11)	11/14	15/13	2/5	4/12	20/18

Note: Game totals are displayed in the format TEAM/OPPONENT for each category

2006-07 William and Mary Basketball
William and Mary Team Game-by-Game (as of Nov 25, 2006)
All games

TEAM STATISTICS

Opponent	Date	Score	W/L	---TOTAL---		--3-PTRS--		FT-FTA		Pct		----REBOUNDS----				PF		A		TO		Blk		Stl		Pts---Avg	
				FG-FGA	Pct	3FG-FGA	Pct	Pct	Pct	Off	Def	Tot	Avg														
at Kansas State	11/11/06	60-70	L	21-53	.396	8-21	.381	10-18	.556	10	27	37	37.0	24	16	19	1	6	60	60.0							
WAGNER	11/20/06	77-53	W	32-64	.500	7-19	.368	6-12	.500	10	32	42	39.5	25	16	13	4	8	77	68.5							
at Holy Cross	11/25/06	57-66	L	22-56	.393	5-17	.294	8-14	.571	10	22	32	37.0	20	11	15	2	4	57	64.7							
William and Mary		194		75-173	.434	20-57	.351	24-44	.545	30	81	111	37.0	69	43	47	7	18	194	64.7							
Opponents		189		63-192	.328	19-85	.224	44-73	.603	60	80	140	46.7	53	40	41	14	23	189	63.0							

Games played: 3
Points/game: 64.7
FG Pct: 43.4
3FG Pct: 35.1
FT Pct: 54.5

Rebounds/game: 37.0
Assists/game: 14.3
Turnovers/game: 15.7
Assist/turnover ratio: 0.9
Steals/game: 6.0
Blocks/game: 2.3

2006-07 William and Mary Basketball
William and Mary Game-by-Game Points-Rebounds-Assists (as of Nov 25, 2006)
All games

Opponent	Date	Score	00	02	03	04	11	12	13	15	20	
			WL HESS,STEV	SCHNEIDER	TRUMBOWER	SMITH,ALE	MANN,NATH	BARNETT,M	KISIELIUS	STEIN,PET	CARRABINE	
at Kansas State	11/11/06	60-70	L	3- 3- 0	18- 9- 7	0- 1- 0	2- 3- 0	5- 1- 1	DNP	16- 2- 2	4- 6- 2	0- 0- 0
WAGNER	11/20/06	77-53	W	2- 3- 0	8- 2- 6	2- 1- 1	2- 5- 0	0- 3- 1	0- 1- 0	18- 2- 1	2- 0- 1	4- 1- 0
at Holy Cross	11/25/06	57-66	L	DNP	4- 1- 1	0- 1- 1	3- 2- 0	12- 6- 4	DNP	10- 3- 1	3- 0- 0	0- 0- 0

Opponent	Date	Score	22	23	24	25	45	
			WL SUMNER,DA	DARNELL,C	PAYTON,AD	STRATTON,	COFIELD,C	
at Kansas State	11/11/06	60-70	L	0- 0- 0	3- 3- 1	5- 3- 2	DNP	4- 0- 1
WAGNER	11/20/06	77-53	W	12- 3- 1	7- 5- 3	9- 8- 2	2- 1- 0	9- 5- 0
at Holy Cross	11/25/06	57-66	L	2- 4- 0	0- 0- 0	15- 5- 3	DNP	8- 6- 1

2006-07 William and Mary Basketball
William and Mary Combined Team Statistics (as of Nov 25, 2006)
Games won

RECORD:	OVERALL	HOME	AWAY	NEUTRAL
ALL GAMES.....	(1-0)	(1-0)	(0-0)	(0-0)
CONFERENCE.....	(0-0)	(0-0)	(0-0)	(0-0)
NON-CONFERENCE.....	(1-0)	(1-0)	(0-0)	(0-0)

## Player	GP-GS	Min--Avg	---TOTAL---			---3-PTS---		FT-FTA	Pct	---REBOUNDS---				PF	FO	A	TO	Blk	Stl	Pts	Avg
			FG-FGA	Pct	3FG-FGA	Pct	Off			Def	Tot	Avg									
13 Kisielius, Laimis..	1-1	28 28.0	8-12	.667	2-4	.500	0-1	.000	0	2	2	2.0	4	0	1	3	0	3	18	18.0	
22 Sumner, Danny.....	1-0	16 16.0	5-10	.500	2-5	.400	0-0	.000	3	0	3	3.0	0	0	1	0	0	1	12	12.0	
45 Cofield, Corey.....	1-0	13 13.0	4-10	.400	0-0	.000	1-2	.500	0	5	5	5.0	4	0	0	4	0	0	9	9.0	
24 Payton, Adam.....	1-1	21 21.0	4-6	.667	1-3	.333	0-0	.000	1	7	8	8.0	1	0	2	1	0	2	9	9.0	
02 Schneider, David...	1-1	25 25.0	2-3	.667	1-2	.500	3-4	.750	0	2	2	2.0	3	0	6	1	0	1	8	8.0	
23 Darnell, Chris.....	1-0	15 15.0	3-5	.600	1-1	1.000	0-0	.000	3	2	5	5.0	1	0	3	1	0	0	7	7.0	
20 Carrabine, Kyle....	1-0	12 12.0	1-1	1.000	0-0	.000	2-3	.667	0	1	1	1.0	0	0	0	0	0	0	4	4.0	
15 Stein, Peter.....	1-1	7 7.0	1-1	1.000	0-0	.000	0-0	.000	0	0	0	0.0	4	0	1	1	0	0	2	2.0	
25 Stratton, Chris....	1-0	2 2.0	1-1	1.000	0-0	.000	0-0	.000	1	0	1	1.0	0	0	0	0	0	0	2	2.0	
04 Smith, Alex.....	1-0	12 12.0	1-4	.250	0-0	.000	0-1	.000	1	4	5	5.0	3	0	0	0	1	0	2	2.0	
03 Trumbower, Adam....	1-0	16 16.0	1-2	.500	0-1	.000	0-0	.000	0	1	1	1.0	2	0	1	1	0	0	2	2.0	
00 Hess, Steven.....	1-0	8 8.0	1-3	.333	0-0	.000	0-0	.000	0	3	3	3.0	2	0	1	1	0	0	2	2.0	
11 Mann, Nathan.....	1-1	23 23.0	0-6	.000	0-3	.000	0-0	.000	0	3	3	3.0	0	0	1	0	1	1	0	0.0	
12 Barnett, Marcus....	1-0	2 2.0	0-0	.000	0-0	.000	0-1	.000	0	1	1	1.0	1	0	0	0	1	0	0	0.0	
Team.....									1	1	2	2.0	0			0					
Total.....	1	200	32-64	.500	7-19	.368	6-12	.500	10	32	42	42.0	25	0	16	13	4	8	77	77.0	
Opponents.....	1	200	17-52	.327	8-31	.258	11-23	.478	11	27	38	38.0	17	1	10	19	1	3	53	53.0	

TEAM STATISTICS	W&M	OPP	DATE	OPPONENT	W/L	SCORE	ATTEND
SCORING.....	77	53	11/20/06	WAGNER	W	77-53	3197
Points per game.....	77.0	53.0					
Scoring margin.....	+24.0	-					
FIELD GOALS-ATT.....	32-64	17-52					
Field goal pct.....	.500	.327					
3 POINT FG-ATT.....	7-19	8-31					
3-point FG pct.....	.368	.258					
3-pt FG made per game..	7.0	8.0					
FREE THROWS-ATT.....	6-12	11-23					
Free throw pct.....	.500	.478					
REBOUNDS.....	42	38					
Rebounds per game.....	42.0	38.0					
Rebounding margin.....	+4.0	-					
ASSISTS.....	16	10					
Assists per game.....	16.0	10.0					
TURNOVERS.....	13	19					
Turnovers per game....	13.0	19.0					
Turnover margin.....	+6.0	-					
Assist/turnover ratio..	1.2	0.5					
STEALS.....	8	3					
Steals per game.....	8.0	3.0					
BLOCKS.....	4	1					
Blocks per game.....	4.0	1.0					
WINNING STREAK.....	1	-					
Home win streak.....	1	-					
ATTENDANCE.....	3197	0					
Home games-Avg/Game....	1-3197	0-0					
Neutral site-Avg/Game..	-	0-0					

SCORE BY PERIODS:	1st	2nd	Total
William and Mary.....	31	46	77
Opponents.....	20	33	53

2006-07 William and Mary Basketball
William and Mary Combined Team Statistics (as of Nov 25, 2006)
Games lost

RECORD:	OVERALL	HOME	AWAY	NEUTRAL
ALL GAMES.....	(0-2)	(0-0)	(0-2)	(0-0)
CONFERENCE.....	(0-0)	(0-0)	(0-0)	(0-0)
NON-CONFERENCE.....	(0-2)	(0-0)	(0-2)	(0-0)

## Player	GP-GS	Min--Avg	---TOTAL---			---3-PTS---			---REBOUNDS---				PF	FO	A	TO	Blk	Stl	Pts	Avg
			FG-FGA	Pct	3FG-FGA	Pct	FT-FTA	Pct	Off	Def	Tot	Avg								
13 Kisielius, Laimis..	2-2	65 32.5	9-17	.529	5-7	.714	3-4	.750	2	3	5	2.5	4	0	3	8	1	1	26	13.0
02 Schneider, David...	2-2	67 33.5	6-21	.286	3-13	.231	7-11	.636	1	9	10	5.0	8	0	8	6	0	7	22	11.0
24 Payton, Adam.....	2-2	65 32.5	7-22	.318	1-6	.167	5-6	.833	3	5	8	4.0	4	0	5	4	0	1	20	10.0
11 Mann, Nathan.....	2-2	47 23.5	7-15	.467	3-10	.300	0-1	.000	1	6	7	3.5	8	1	5	1	0	1	17	8.5
45 Cofield, Corey.....	2-1	40 20.0	6-12	.500	0-0	.000	0-2	.000	2	4	6	3.0	1	0	2	2	0	0	12	6.0
15 Stein, Peter.....	2-1	38 19.0	3-5	.600	0-0	.000	1-2	.500	3	3	6	3.0	6	0	2	6	0	0	7	3.5
00 Hess, Steven.....	1-0	11 11.0	1-3	.333	0-0	.000	1-4	.250	1	2	3	3.0	3	0	0	1	1	0	3	3.0
04 Smith, Alex.....	2-0	24 12.0	2-6	.333	0-0	.000	1-1	1.000	1	4	5	2.5	7	1	0	1	1	0	5	2.5
23 Darnell, Chris.....	2-0	12 6.0	1-3	.333	1-1	1.000	0-0	.000	0	3	3	1.5	1	0	1	1	0	0	3	1.5
22 Sumner, Danny.....	2-0	20 10.0	1-5	.200	0-1	.000	0-1	.000	2	2	4	2.0	1	0	0	3	0	0	2	1.0
03 Trumbower, Adam....	2-0	6 3.0	0-0	.000	0-0	.000	0-0	.000	0	2	2	1.0	1	0	1	1	0	0	0	0.0
20 Kyle Carrabine.....	2-0	5 2.5	0-0	.000	0-0	.000	0-0	.000	0	0	0	0.0	0	0	0	0	0	0	0	0.0
Team.....									4	6	10	5.0	0		0					

Total.....	2	400	43-109	.394	13-38	.342	18-32	.563	20	49	69	34.5	44	2	27	34	3	10	117	58.5
Opponents.....	2	400	46-140	.329	11-54	.204	33-50	.660	49	53	102	51.0	36	0	30	22	13	20	136	68.0

TEAM STATISTICS	W&M	OPP	DATE	OPPONENT	W/L	SCORE	ATTEND
SCORING.....	117	136	11/11/06	at Kansas State	L	60-70	11390
Points per game.....	58.5	68.0	11/25/06	at Holy Cross	L	57-66	2103
Scoring margin.....	-9.5	-					
FIELD GOALS-ATT.....	43-109	46-140					
Field goal pct.....	.394	.329					
3 POINT FG-ATT.....	13-38	11-54					
3-point FG pct.....	.342	.204					
3-pt FG made per game..	6.5	5.5					
FREE THROWS-ATT.....	18-32	33-50					
Free throw pct.....	.563	.660					
REBOUNDS.....	69	102					
Rebounds per game.....	34.5	51.0					
Rebounding margin.....	-16.5	-					
ASSISTS.....	27	30					
Assists per game.....	13.5	15.0					
TURNOVERS.....	34	22					
Turnovers per game.....	17.0	11.0					
Turnover margin.....	-6.0	-					
Assist/turnover ratio..	0.8	1.4					
STEALS.....	10	20					
Steals per game.....	5.0	10.0					
BLOCKS.....	3	13					
Blocks per game.....	1.5	6.5					
WINNING STREAK.....	0	-					
Home win streak.....	0	-					
ATTENDANCE.....	0	13493					
Home games-Avg/Game....	0-0	2-6746					
Neutral site-Avg/Game..	-	0-0					

SCORE BY PERIODS:	1st	2nd	Total
William and Mary.....	53	64	- 117
Opponents.....	68	68	- 136

2006-07 William and Mary Basketball
William and Mary Combined Team Statistics (as of Nov 25, 2006)
Home games

RECORD:	OVERALL	HOME	AWAY	NEUTRAL
ALL GAMES.....	(1-0)	(1-0)	(0-0)	(0-0)
CONFERENCE.....	(0-0)	(0-0)	(0-0)	(0-0)
NON-CONFERENCE.....	(1-0)	(1-0)	(0-0)	(0-0)

## Player	GP-GS	Min--Avg	---TOTAL---			---3-PTS---		FT-FTA	Pct	----REBOUNDS----				PF	FO	A	TO	Blk	Stl	Pts	Avg
			FG-FGA	Pct	3FG-FGA	Pct	Off			Def	Tot	Avg									
13 Kisielius, Laimis..	1-1	28 28.0	8-12	.667	2-4	.500	0-1	.000	0	2	2	2.0	4	0	1	3	0	3	18	18.0	
22 Sumner, Danny.....	1-0	16 16.0	5-10	.500	2-5	.400	0-0	.000	3	0	3	3.0	0	0	1	0	0	1	12	12.0	
45 Cofield, Corey.....	1-0	13 13.0	4-10	.400	0-0	.000	1-2	.500	0	5	5	5.0	4	0	0	4	0	0	9	9.0	
24 Payton, Adam.....	1-1	21 21.0	4-6	.667	1-3	.333	0-0	.000	1	7	8	8.0	1	0	2	1	0	2	9	9.0	
02 Schneider, David...	1-1	25 25.0	2-3	.667	1-2	.500	3-4	.750	0	2	2	2.0	3	0	6	1	0	1	8	8.0	
23 Darnell, Chris.....	1-0	15 15.0	3-5	.600	1-1	1.000	0-0	.000	3	2	5	5.0	1	0	3	1	0	0	7	7.0	
20 Carrabine, Kyle....	1-0	12 12.0	1-1	1.000	0-0	.000	2-3	.667	0	1	1	1.0	0	0	0	0	0	0	4	4.0	
15 Stein, Peter.....	1-1	7 7.0	1-1	1.000	0-0	.000	0-0	.000	0	0	0	0.0	4	0	1	1	0	0	2	2.0	
25 Stratton, Chris....	1-0	2 2.0	1-1	1.000	0-0	.000	0-0	.000	1	0	1	1.0	0	0	0	0	0	0	2	2.0	
04 Smith, Alex.....	1-0	12 12.0	1-4	.250	0-0	.000	0-1	.000	1	4	5	5.0	3	0	0	0	1	0	2	2.0	
03 Trumbower, Adam....	1-0	16 16.0	1-2	.500	0-1	.000	0-0	.000	0	1	1	1.0	2	0	1	1	0	0	2	2.0	
00 Hess, Steven.....	1-0	8 8.0	1-3	.333	0-0	.000	0-0	.000	0	3	3	3.0	2	0	1	1	0	0	2	2.0	
11 Mann, Nathan.....	1-1	23 23.0	0-6	.000	0-3	.000	0-0	.000	0	3	3	3.0	0	0	1	0	1	1	0	0.0	
12 Barnett, Marcus....	1-0	2 2.0	0-0	.000	0-0	.000	0-1	.000	0	1	1	1.0	1	0	0	0	1	0	0	0.0	
Team.....									1	1	2	2.0	0		0						
Total.....	1	200	32-64	.500	7-19	.368	6-12	.500	10	32	42	42.0	25	0	16	13	4	8	77	77.0	
Opponents.....	1	200	17-52	.327	8-31	.258	11-23	.478	11	27	38	38.0	17	1	10	19	1	3	53	53.0	

TEAM STATISTICS	W&M	OPP	DATE	OPPONENT	W/L	SCORE	ATTEND
SCORING.....	77	53	11/20/06	WAGNER	W	77-53	3197
Points per game.....	77.0	53.0					
Scoring margin.....	+24.0	-					
FIELD GOALS-ATT.....	32-64	17-52					
Field goal pct.....	.500	.327					
3 POINT FG-ATT.....	7-19	8-31					
3-point FG pct.....	.368	.258					
3-pt FG made per game..	7.0	8.0					
FREE THROWS-ATT.....	6-12	11-23					
Free throw pct.....	.500	.478					
REBOUNDS.....	42	38					
Rebounds per game.....	42.0	38.0					
Rebounding margin.....	+4.0	-					
ASSISTS.....	16	10					
Assists per game.....	16.0	10.0					
TURNOVERS.....	13	19					
Turnovers per game....	13.0	19.0					
Turnover margin.....	+6.0	-					
Assist/turnover ratio..	1.2	0.5					
STEALS.....	8	3					
Steals per game.....	8.0	3.0					
BLOCKS.....	4	1					
Blocks per game.....	4.0	1.0					
WINNING STREAK.....	1	-					
Home win streak.....	1	-					
ATTENDANCE.....	3197	0					
Home games-Avg/Game....	1-3197	0-0					
Neutral site-Avg/Game..	-	0-0					

SCORE BY PERIODS:	1st	2nd	Total
William and Mary.....	31	46	77
Opponents.....	20	33	53

2006-07 William and Mary Basketball
William and Mary Combined Team Statistics (as of Nov 25, 2006)
Away games

RECORD:	OVERALL	HOME	AWAY	NEUTRAL
ALL GAMES.....	(0-2)	(0-0)	(0-2)	(0-0)
CONFERENCE.....	(0-0)	(0-0)	(0-0)	(0-0)
NON-CONFERENCE.....	(0-2)	(0-0)	(0-2)	(0-0)

## Player	GP-GS	Min--Avg	---TOTAL---			---3-PTS---			---REBOUNDS---				PF	FO	A	TO	Blk	Stl	Pts	Avg
			FG-FGA	Pct	3FG-FGA	Pct	FT-FTA	Pct	Off	Def	Tot	Avg								
13 Kisielius, Laimis..	2-2	65 32.5	9-17	.529	5-7	.714	3-4	.750	2	3	5	2.5	4	0	3	8	1	1	26	13.0
02 Schneider, David...	2-2	67 33.5	6-21	.286	3-13	.231	7-11	.636	1	9	10	5.0	8	0	8	6	0	7	22	11.0
24 Payton, Adam.....	2-2	65 32.5	7-22	.318	1-6	.167	5-6	.833	3	5	8	4.0	4	0	5	4	0	1	20	10.0
11 Mann, Nathan.....	2-2	47 23.5	7-15	.467	3-10	.300	0-1	.000	1	6	7	3.5	8	1	5	1	0	1	17	8.5
45 Cofield, Corey.....	2-1	40 20.0	6-12	.500	0-0	.000	0-2	.000	2	4	6	3.0	1	0	2	2	0	0	12	6.0
15 Stein, Peter.....	2-1	38 19.0	3-5	.600	0-0	.000	1-2	.500	3	3	6	3.0	6	0	2	6	0	0	7	3.5
00 Hess, Steven.....	1-0	11 11.0	1-3	.333	0-0	.000	1-4	.250	1	2	3	3.0	3	0	0	1	1	0	3	3.0
04 Smith, Alex.....	2-0	24 12.0	2-6	.333	0-0	.000	1-1	1.000	1	4	5	2.5	7	1	0	1	1	0	5	2.5
23 Darnell, Chris.....	2-0	12 6.0	1-3	.333	1-1	1.000	0-0	.000	0	3	3	1.5	1	0	1	1	0	0	3	1.5
22 Sumner, Danny.....	2-0	20 10.0	1-5	.200	0-1	.000	0-1	.000	2	2	4	2.0	1	0	0	3	0	0	2	1.0
03 Trumbower, Adam....	2-0	6 3.0	0-0	.000	0-0	.000	0-0	.000	0	2	2	1.0	1	0	1	1	0	0	0	0.0
20 Kyle Carrabine.....	2-0	5 2.5	0-0	.000	0-0	.000	0-0	.000	0	0	0	0.0	0	0	0	0	0	0	0	0.0
Team.....									4	6	10	5.0	0		0					

Total.....	2	400	43-109	.394	13-38	.342	18-32	.563	20	49	69	34.5	44	2	27	34	3	10	117	58.5
Opponents.....	2	400	46-140	.329	11-54	.204	33-50	.660	49	53	102	51.0	36	0	30	22	13	20	136	68.0

TEAM STATISTICS	W&M	OPP	DATE	OPPONENT	W/L	SCORE	ATTEND
SCORING.....	117	136	11/11/06	at Kansas State	L	60-70	11390
Points per game.....	58.5	68.0	11/25/06	at Holy Cross	L	57-66	2103
Scoring margin.....	-9.5	-					
FIELD GOALS-ATT.....	43-109	46-140					
Field goal pct.....	.394	.329					
3 POINT FG-ATT.....	13-38	11-54					
3-point FG pct.....	.342	.204					
3-pt FG made per game..	6.5	5.5					
FREE THROWS-ATT.....	18-32	33-50					
Free throw pct.....	.563	.660					
REBOUNDS.....	69	102					
Rebounds per game.....	34.5	51.0					
Rebounding margin.....	-16.5	-					
ASSISTS.....	27	30					
Assists per game.....	13.5	15.0					
TURNOVERS.....	34	22					
Turnovers per game....	17.0	11.0					
Turnover margin.....	-6.0	-					
Assist/turnover ratio..	0.8	1.4					
STEALS.....	10	20					
Steals per game.....	5.0	10.0					
BLOCKS.....	3	13					
Blocks per game.....	1.5	6.5					
WINNING STREAK.....	0	-					
Home win streak.....	0	-					
ATTENDANCE.....	0	13493					
Home games-Avg/Game....	0-0	2-6746					
Neutral site-Avg/Game..	-	0-0					

SCORE BY PERIODS:	1st	2nd	Total
William and Mary.....	53	64	- 117
Opponents.....	68	68	- 136

2006-07 William and Mary Basketball
 William and Mary High/Low Analysis (as of Nov 25, 2006)
 All games

William and Mary - TEAM GAME HIGHS

POINTS.....	77	vs Wagner (11/20/06)
	60	at Kansas State (11/11/06)
	57	at Holy Cross (11/25/06)
FIELD GOALS MADE.....	32	vs Wagner (11/20/06)
	22	at Holy Cross (11/25/06)
FIELD GOAL ATTEMPTS.....	64	vs Wagner (11/20/06)
	56	at Holy Cross (11/25/06)
FIELD GOAL PERCENTAGE.....	.500 (32-64)	vs Wagner (11/20/06)
	.396 (21-53)	at Kansas State (11/11/06)
3 PT FIELD GOALS MADE.....	8	at Kansas State (11/11/06)
	7	vs Wagner (11/20/06)
3 PT FG ATTEMPTS.....	21	at Kansas State (11/11/06)
	19	vs Wagner (11/20/06)
3 PT FG PERCENTAGE.....	.381 (8-21)	at Kansas State (11/11/06)
	.368 (7-19)	vs Wagner (11/20/06)
FREE THROWS MADE.....	10	at Kansas State (11/11/06)
	8	at Holy Cross (11/25/06)
FREE THROW ATTEMPTS.....	18	at Kansas State (11/11/06)
	14	at Holy Cross (11/25/06)
FREE THROW PERCENTAGE.....	.571 (8-14)	at Holy Cross (11/25/06)
	.556 (10-18)	at Kansas State (11/11/06)
REBOUNDS.....	42	vs Wagner (11/20/06)
	37	at Kansas State (11/11/06)
ASSISTS.....	16	vs Wagner (11/20/06)
	16	at Kansas State (11/11/06)
STEALS.....	8	vs Wagner (11/20/06)
	6	at Kansas State (11/11/06)
BLOCKED SHOTS.....	4	vs Wagner (11/20/06)
	2	at Holy Cross (11/25/06)
TURNOVERS.....	19	at Kansas State (11/11/06)
	15	at Holy Cross (11/25/06)
FOULS.....	25	vs Wagner (11/20/06)
	24	at Kansas State (11/11/06)

2006-07 William and Mary Basketball
 William and Mary High/Low Analysis (as of Nov 25, 2006)
 All games

Opponent - GAME HIGHS

POINTS.....	70	at Kansas State (11/11/06)
	66	at Holy Cross (11/25/06)
	53	vs Wagner (11/20/06)
FIELD GOALS MADE.....	24	at Kansas State (11/11/06)
	22	at Holy Cross (11/25/06)
FIELD GOAL ATTEMPTS.....	80	at Kansas State (11/11/06)
	60	at Holy Cross (11/25/06)
FIELD GOAL PERCENTAGE.....	.367 (22-60)	at Holy Cross (11/25/06)
	.327 (17-52)	vs Wagner (11/20/06)
3 PT FIELD GOALS MADE.....	8	vs Wagner (11/20/06)
	6	at Kansas State (11/11/06)
3 PT FG ATTEMPTS.....	31	vs Wagner (11/20/06)
	29	at Kansas State (11/11/06)
3 PT FG PERCENTAGE.....	.258 (8-31)	vs Wagner (11/20/06)
	.207 (6-29)	at Kansas State (11/11/06)
FREE THROWS MADE.....	17	at Holy Cross (11/25/06)
	16	at Kansas State (11/11/06)
FREE THROW ATTEMPTS.....	27	at Kansas State (11/11/06)
	23	at Holy Cross (11/25/06)
	23	vs Wagner (11/20/06)
FREE THROW PERCENTAGE.....	.739 (17-23)	at Holy Cross (11/25/06)
	.593 (16-27)	at Kansas State (11/11/06)
REBOUNDS.....	59	at Kansas State (11/11/06)
	43	at Holy Cross (11/25/06)
ASSISTS.....	16	at Kansas State (11/11/06)
	14	at Holy Cross (11/25/06)
STEALS.....	12	at Holy Cross (11/25/06)
	8	at Kansas State (11/11/06)
BLOCKED SHOTS.....	8	at Kansas State (11/11/06)
	5	at Holy Cross (11/25/06)
TURNOVERS.....	19	vs Wagner (11/20/06)
	13	at Holy Cross (11/25/06)
FOULS.....	18	at Holy Cross (11/25/06)
	18	at Kansas State (11/11/06)

2006-07 William and Mary Basketball
 William and Mary High/Low Analysis (as of Nov 25, 2006)
 All games

William and Mary - GAME LOWS

POINTS.....	57	at Holy Cross (11/25/06)
	60	at Kansas State (11/11/06)
	77	vs Wagner (11/20/06)
FIELD GOALS MADE.....	21	at Kansas State (11/11/06)
	22	at Holy Cross (11/25/06)
FIELD GOAL ATTEMPTS.....	53	at Kansas State (11/11/06)
	56	at Holy Cross (11/25/06)
FIELD GOAL PERCENTAGE.....	.393 (22-56)	at Holy Cross (11/25/06)
	.396 (21-53)	at Kansas State (11/11/06)
3 PT FIELD GOALS MADE.....	5	at Holy Cross (11/25/06)
	7	vs Wagner (11/20/06)
3 PT FG ATTEMPTS.....	17	at Holy Cross (11/25/06)
	19	vs Wagner (11/20/06)
3 PT FG PERCENTAGE.....	.294 (5-17)	at Holy Cross (11/25/06)
	.368 (7-19)	vs Wagner (11/20/06)
FREE THROWS MADE.....	6	vs Wagner (11/20/06)
	8	at Holy Cross (11/25/06)
FREE THROW ATTEMPTS.....	12	vs Wagner (11/20/06)
	14	at Holy Cross (11/25/06)
FREE THROW PERCENTAGE.....	.500 (6-12)	vs Wagner (11/20/06)
	.556 (10-18)	at Kansas State (11/11/06)
REBOUNDS.....	32	at Holy Cross (11/25/06)
	37	at Kansas State (11/11/06)
ASSISTS.....	11	at Holy Cross (11/25/06)
	16	at Kansas State (11/11/06)
	16	vs Wagner (11/20/06)
STEALS.....	4	at Holy Cross (11/25/06)
	6	at Kansas State (11/11/06)
BLOCKED SHOTS.....	1	at Kansas State (11/11/06)
	2	at Holy Cross (11/25/06)
TURNOVERS.....	13	vs Wagner (11/20/06)
	15	at Holy Cross (11/25/06)
FOULS.....	20	at Holy Cross (11/25/06)
	24	at Kansas State (11/11/06)

2006-07 William and Mary Basketball
 William and Mary High/Low Analysis (as of Nov 25, 2006)
 All games

Opponent - GAME LOWS

POINTS.....	53	vs Wagner (11/20/06)
	66	at Holy Cross (11/25/06)
	70	at Kansas State (11/11/06)
FIELD GOALS MADE.....	17	vs Wagner (11/20/06)
	22	at Holy Cross (11/25/06)
FIELD GOAL ATTEMPTS.....	52	vs Wagner (11/20/06)
	60	at Holy Cross (11/25/06)
FIELD GOAL PERCENTAGE.....	.300 (24-80)	at Kansas State (11/11/06)
	.327 (17-52)	vs Wagner (11/20/06)
3 PT FIELD GOALS MADE.....	5	at Holy Cross (11/25/06)
	6	at Kansas State (11/11/06)
3 PT FG ATTEMPTS.....	25	at Holy Cross (11/25/06)
	29	at Kansas State (11/11/06)
3 PT FG PERCENTAGE.....	.200 (5-25)	at Holy Cross (11/25/06)
	.207 (6-29)	at Kansas State (11/11/06)
FREE THROWS MADE.....	11	vs Wagner (11/20/06)
	16	at Kansas State (11/11/06)
FREE THROW ATTEMPTS.....	23	vs Wagner (11/20/06)
	23	at Holy Cross (11/25/06)
FREE THROW PERCENTAGE.....	.478 (11-23)	vs Wagner (11/20/06)
	.593 (16-27)	at Kansas State (11/11/06)
REBOUNDS.....	38	vs Wagner (11/20/06)
	43	at Holy Cross (11/25/06)
ASSISTS.....	10	vs Wagner (11/20/06)
	14	at Holy Cross (11/25/06)
STEALS.....	3	vs Wagner (11/20/06)
	8	at Kansas State (11/11/06)
BLOCKED SHOTS.....	1	vs Wagner (11/20/06)
	5	at Holy Cross (11/25/06)
TURNOVERS.....	9	at Kansas State (11/11/06)
	13	at Holy Cross (11/25/06)
FOULS.....	17	vs Wagner (11/20/06)
	18	at Kansas State (11/11/06)
	18	at Holy Cross (11/25/06)

2006-07 William and Mary Basketball
 William and Mary High/Low Analysis (as of Nov 25, 2006)
 All games

William and Mary - INDIVIDUAL GAME HIGHS

POINTS.....	18	Kisielius, Laimis vs Wagner (11/20/06)
	18	Schneider, David at Kansas State (11/11/06)
	16	Kisielius, Laimis at Kansas State (11/11/06)
	15	Payton, Adam at Holy Cross (11/25/06)
	12	Mann, Nathan at Holy Cross (11/25/06)
	12	Sumner, Danny vs Wagner (11/20/06)
FIELD GOALS MADE.....	8	Kisielius, Laimis vs Wagner (11/20/06)
	5	Payton, Adam at Holy Cross (11/25/06)
	5	Mann, Nathan at Holy Cross (11/25/06)
	5	Sumner, Danny vs Wagner (11/20/06)
	5	Kisielius, Laimis at Kansas State (11/11/06)
	5	Schneider, David at Kansas State (11/11/06)
FIELD GOAL ATT.....	14	Payton, Adam at Holy Cross (11/25/06)
	14	Schneider, David at Kansas State (11/11/06)
FG PCT (min 5 made).....	.714 (5-7)	Kisielius, Laimis at Kansas State (11/11/06)
	.667 (8-12)	Kisielius, Laimis vs Wagner (11/20/06)
3 PT FG MADE.....	3	Schneider, David at Kansas State (11/11/06)
	3	Kisielius, Laimis at Kansas State (11/11/06)
3 PT FG ATTEMPTS.....	9	Schneider, David at Kansas State (11/11/06)
	5	Mann, Nathan at Holy Cross (11/25/06)
	5	Sumner, Danny vs Wagner (11/20/06)
	5	Mann, Nathan at Kansas State (11/11/06)
3-PT FG PCT (min 2 made).....	1.000 (3-3)	Kisielius, Laimis at Kansas State (11/11/06)
	.500 (2-4)	Kisielius, Laimis at Holy Cross (11/25/06)
	.500 (2-4)	Kisielius, Laimis vs Wagner (11/20/06)
FREE THROWS MADE.....	5	Schneider, David at Kansas State (11/11/06)
	4	Payton, Adam at Holy Cross (11/25/06)
FREE THROW ATT.....	7	Schneider, David at Kansas State (11/11/06)
	5	Payton, Adam at Holy Cross (11/25/06)
FT PCT (min 3 made).....	.800 (4-5)	Payton, Adam at Holy Cross (11/25/06)
	.750 (3-4)	Schneider, David vs Wagner (11/20/06)
	.750 (3-4)	Kisielius, Laimis at Kansas State (11/11/06)
REBOUNDS.....	9	Schneider, David at Kansas State (11/11/06)
	8	Payton, Adam vs Wagner (11/20/06)
ASSISTS.....	7	Schneider, David at Kansas State (11/11/06)
	6	Schneider, David vs Wagner (11/20/06)
STEALS.....	4	Schneider, David at Kansas State (11/11/06)
	3	Schneider, David at Holy Cross (11/25/06)
	3	Kisielius, Laimis vs Wagner (11/20/06)
BLOCKED SHOTS.....	1	Smith, Alex at Holy Cross (11/25/06)
	1	Kisielius, Laimis at Holy Cross (11/25/06)
	1	Barnett, Marcus vs Wagner (11/20/06)
	1	Mann, Nathan vs Wagner (11/20/06)
	1	Hess, Steven vs Wagner (11/20/06)
	1	Smith, Alex vs Wagner (11/20/06)
	1	Hess, Steven at Kansas State (11/11/06)
TURNOVERS.....	5	Kisielius, Laimis at Holy Cross (11/25/06)
	5	Schneider, David at Kansas State (11/11/06)
FOULS.....	5	Smith, Alex at Holy Cross (11/25/06)
	5	Mann, Nathan at Kansas State (11/11/06)